

COLORADO COUNTY, TEXAS
PRIMARY ELECTION **MARCH 12, 1996**

VOL 7 PAGE 01

| | | | |
|------------------------------------|---------------------|----------|---------|
| | Total Number Voting | 4563 | |
| | Precincts Reporting | 18 of 18 | 100.00% |
| | | | |
| Rep. Presidential Nominee | | | |
| Patrick J. (Pat) Buchanan | 183 | 20.04% | |
| Lamar Alexander | 12 | 1.31% | |
| Morry Taylor | 0 | . 0% | |
| Bob Dole | 561 | 61.44% | |
| Phil Gramm | 17 | 1.86% | |
| Mary (France) LaTulia | 0 | . 0% | |
| Steve Forbes | 84 | 9.20% | |
| Charles E. Collins | 0 | . 0% | |
| Richard G. Lugar | 1 | .10% | |
| Susan Ducey | 2 | .21% | |
| Alan L. Keyes | 16 | 1.75% | |
| Uncommitted | 19 | 2.08% | |
| | | | |
| | Total Votes Cast | 913 | |
| | Number Under Votes | 18 | 1.97% |
| | Number Over Votes | 0 | . 0% |
| | | | |
| Rep. U.S. Senator | | | |
| Phil Gramm | 778 | 85.21% | |
| Henry C. (Hank) Grover | 57 | 6.24% | |
| David Young | 41 | 4.49% | |
| | | | |
| | Total Votes Cast | 913 | |
| | Number Under Votes | 37 | 4.05% |
| | Number Over Votes | 0 | . 0% |
| | | | |
| Rep. U.S. Representative Dist. 14 | | | |
| Ted Bozarth | 6 | .65% | |
| Ron Paul | 229 | 25.08% | |
| Greg Laughlin | 521 | 57.06% | |
| Jim Deats | 122 | 13.36% | |
| | | | |
| | Total Votes Cast | 913 | |
| | Number Under Votes | 35 | 3.83% |
| | Number Over Votes | 0 | . 0% |
| | | | |
| Rep. Railroad Commissioner | | | |
| Robert A. (Bob) Wood | 215 | 23.54% | |
| Carole Keeton Rylander | 583 | 63.85% | |
| | | | |
| | Total Votes Cast | 913 | |
| | Number Under Votes | 115 | 12.59% |
| | Number Over Votes | 0 | . 0% |
| | | | |
| Rep. Supreme Court Chief Justice | | | |
| Tom Phillips | 610 | 66.81% | |
| | | | |
| | Total Votes Cast | 913 | |
| | Number Under Votes | 303 | 33.18% |
| | Number Over Votes | 0 | . 0% |
| | | | |
| Rep. Supreme Court Justice Place 1 | | | |
| John Cornyn | 603 | 66.04% | |
| | | | |
| | Total Votes Cast | 913 | |
| | Number Under Votes | 310 | 33.95% |
| | Number Over Votes | 0 | . 0% |

| | | | |
|------------------------------------------|-----|--------|--|
| Rep. Supreme Court Justice Place 2 | | | |
| James A. Baker | 612 | 67.14% | |
| | | | |
| Total Votes Cast | 913 | | |
| Number Under Votes | 300 | 32.85% | |
| Number Over Votes | 0 | .0% | |
| Rep. Supreme Court Justice Place 3 Unexp | | | |
| Greg Abbott | 611 | 66.92% | |
| | | | |
| Total Votes Cast | 913 | | |
| Number Under Votes | 302 | 33.07% | |
| Number Over Votes | 0 | .0% | |
| Rep. Criminal Appeals Judge Place 1 | | | |
| Sue Holland | 172 | 18.83% | |
| Jeffrey B. Keck | 43 | 4.70% | |
| Glen Beaman | 54 | 5.91% | |
| James (Daniel) Boone | 119 | 13.03% | |
| Matthew Paul | 97 | 10.62% | |
| Janice Law | 38 | 4.16% | |
| Susan Baetz Brown | 71 | 7.77% | |
| | | | |
| Total Votes Cast | 913 | | |
| Number Under Votes | 319 | 34.93% | |
| Number Over Votes | 0 | .0% | |
| Rep. Criminal Appeals Judge Place 2 | | | |
| Ray J. McQuary | 98 | 10.73% | |
| Mike Keasler | 125 | 13.69% | |
| Paul Womack | 210 | 23.00% | |
| Pat Barber | 89 | 9.74% | |
| Brad Wiewel | 59 | 6.46% | |
| | | | |
| Total Votes Cast | 913 | | |
| Number Under Votes | 332 | 36.36% | |
| Number Over Votes | 0 | .0% | |
| Rep. Criminal Appeals Judge Place 3 | | | |
| Tom Price | 214 | 23.43% | |
| J. Gary Trichter | 55 | 6.02% | |
| Cheryl A. Johnson | 157 | 17.19% | |
| John Bradley | 159 | 17.41% | |
| | | | |
| Total Votes Cast | 913 | | |
| Number Under Votes | 328 | 35.92% | |
| Number Over Votes | 0 | .0% | |
| Rep. State Board of Education Dist. 10 | | | |
| Don Clark | 167 | 18.29% | |
| Cynthia A. Thornton | 227 | 24.86% | |
| Charlie Weaver | 209 | 22.89% | |
| | | | |
| Total Votes Cast | 913 | | |
| Number Under Votes | 310 | 33.95% | |
| Number Over Votes | 0 | .0% | |
| Rep. State Representative Dist. 28 | | | |
| Chip Rayburn | 367 | 40.19% | |
| Alfred E. Drescher | 147 | 16.10% | |
| Don Loucks | 155 | 16.97% | |
| | | | |
| Total Votes Cast | 913 | | |
| Number Under Votes | 244 | 26.72% | |
| Number Over Votes | 0 | .0% | |
| Rep. Appeals Chief Justice Dist. 14 | | | |
| Paul C. Murphy | 547 | 59.91% | |
| | | | |
| Total Votes Cast | 913 | | |
| Number Under Votes | 366 | 40.08% | |
| Number Over Votes | 0 | .0% | |

| | | | |
|-------------------------------------|-----|--------|--|
| Rep. Appeals Court Justice Place 1 | | | |
| Sam Nuchia | 592 | 64.84% | |
| | | | |
| Total Votes Cast | 913 | | |
| Number Under Votes | 321 | 35.15% | |
| Number Over Votes | 0 | .0% | |
| Rep. Appeals Court Justice Place 2 | | | |
| Gerald Zimmerer | 210 | 23.00% | |
| Daniel W. Leedy | 228 | 24.97% | |
| Jim Gieseke | 142 | 15.55% | |
| | | | |
| Total Votes Cast | 913 | | |
| Number Under Votes | 333 | 36.47% | |
| Number Over Votes | 0 | .0% | |
| Rep. Appeals Court Justice Dist. 14 | | | |
| Henry L. Burkholder | 150 | 16.42% | |
| Harriet O'Neill | 231 | 25.30% | |
| Jack Holland | 191 | 20.92% | |
| | | | |
| Total Votes Cast | 913 | | |
| Number Under Votes | 341 | 37.34% | |
| Number Over Votes | 0 | .0% | |
| Rep. District Judge Dist. 25 | | | |
| Dwight E. Peschel | 595 | 65.16% | |
| | | | |
| Total Votes Cast | 913 | | |
| Number Under Votes | 318 | 34.83% | |
| Number Over Votes | 0 | .0% | |
| Rep. District Attorney Dist. 25 | | | |
| W.C. (Bud) Kirkendall | 620 | 67.90% | |
| | | | |
| Total Votes Cast | 913 | | |
| Number Under Votes | 293 | 32.09% | |
| Number Over Votes | 0 | .0% | |
| Rep. Sheriff | | | |
| Tom Fleming | 514 | 56.29% | |
| Earl Jones | 271 | 29.68% | |
| | | | |
| Total Votes Cast | 913 | | |
| Number Under Votes | 128 | 14.01% | |
| Number Over Votes | 0 | .0% | |
| Rep. County Commissioner Pct. 3 | | | |
| Shirley Kearbey | 64 | 16.04% | |
| Tommy Hahn | 303 | 75.93% | |
| | | | |
| Total Votes Cast | 399 | | |
| Number Under Votes | 32 | 8.02% | |
| Number Over Votes | 0 | .0% | |
| Rep. Constable Pct. 2 | | | |
| Russell W. Dunn | 102 | 60.00% | |
| | | | |
| Total Votes Cast | 170 | | |
| Number Under Votes | 68 | 40.00% | |
| Number Over Votes | 0 | .0% | |
| Rep. County Chairman | | | |
| Jean Halfmann Ellis | 628 | 68.78% | |
| ----- | 9 | .98% | |
| | | | |
| Total Votes Cast | 913 | | |
| Number Under Votes | 276 | 30.23% | |
| Number Over Votes | 0 | .0% | |

VOL

7 PAGE 03

| | | | |
|-------------------------------|-----|---------|--|
| Rep. Precinct Chairman Pct. 1 | | | |
| Natalie A. Barnett | 109 | 70.77% | |
| ----- | 4 | 2.59% | |
| | | | |
| Total Votes Cast | 154 | | |
| Number Under Votes | 41 | 26.62% | |
| Number Over Votes | 0 | . 0% | |
| Rep. Precinct Chairman Pct. 2 | | | |
| No Declared Candidates | 0 | . 0% | |
| ----- | 3 | 10.71% | |
| | | | |
| Total Votes Cast | 28 | | |
| Number Under Votes | 25 | 89.28% | |
| Number Over Votes | 0 | . 0% | |
| Rep. Precinct Chairman Pct. 3 | | | |
| Virginia F. Wells | 4 | 100.00% | |
| ----- | 0 | . 0% | |
| | | | |
| Total Votes Cast | 4 | | |
| Number Under Votes | 0 | . 0% | |
| Number Over Votes | 0 | . 0% | |
| Rep. Precinct Chairman Pct. 4 | | | |
| No Declared Candidates | 0 | . 0% | |
| ----- | 6 | 17.14% | |
| | | | |
| Total Votes Cast | 35 | | |
| Number Under Votes | 29 | 82.85% | |
| Number Over Votes | 0 | . 0% | |
| Rep. Precinct Chairman Pct. 5 | | | |
| No Declared Candidates | 0 | . 0% | |
| ----- | 0 | . 0% | |
| | | | |
| Total Votes Cast | 6 | | |
| Number Under Votes | 6 | 100.00% | |
| Number Over Votes | 0 | . 0% | |
| Rep. Precinct Chairman Pct. 6 | | | |
| No Declared Candidates | 0 | . 0% | |
| ----- | 1 | 20.00% | |
| | | | |
| Total Votes Cast | 5 | | |
| Number Under Votes | 4 | 80.00% | |
| Number Over Votes | 0 | . 0% | |
| Rep. Precinct Chairman Pct. 7 | | | |
| Carl Albert Milentz | 53 | 85.48% | |
| ----- | 2 | 3.22% | |
| | | | |
| Total Votes Cast | 62 | | |
| Number Under Votes | 7 | 11.29% | |
| Number Over Votes | 0 | . 0% | |
| Rep. Precinct Chairman Pct. 8 | | | |
| No Declared Candidates | 0 | . 0% | |
| ----- | 1 | 4.00% | |
| | | | |
| Total Votes Cast | 25 | | |
| Number Under Votes | 24 | 96.00% | |
| Number Over Votes | 0 | . 0% | |
| Rep. Precinct Chairman Pct. 9 | | | |
| No Declared Candidates | 0 | . 0% | |
| ----- | 7 | 8.43% | |
| | | | |
| Total Votes Cast | 83 | | |
| Number Under Votes | 76 | 91.56% | |
| Number Over Votes | 0 | . 0% | |

| | | | |
|--------------------------------|-----|---------|--|
| Rep. Precinct Chairman Pct. 10 | | | |
| Ed Maynard | 67 | 67.67% | |
| ----- | 0 | . 0% | |
| | | | |
| Total Votes Cast | 99 | | |
| Number Under Votes | 32 | 32.32% | |
| Number Over Votes | 0 | . 0% | |
| Rep. Precinct Chairman Pct. 11 | | | |
| Barry D. Rutta | 9 | 81.81% | |
| ----- | 0 | . 0% | |
| | | | |
| Total Votes Cast | 11 | | |
| Number Under Votes | 2 | 18.18% | |
| Number Over Votes | 0 | . 0% | |
| Rep. Precinct Chairman Pct. 12 | | | |
| No Declared Candidates | 0 | . 0% | |
| ----- | 0 | . 0% | |
| | | | |
| Total Votes Cast | 11 | | |
| Number Under Votes | 11 | 100.00% | |
| Number Over Votes | 0 | . 0% | |
| Rep. Precinct Chairman Pct. 13 | | | |
| James Wesley Sewell | 48 | 72.72% | |
| ----- | 0 | . 0% | |
| | | | |
| Total Votes Cast | 66 | | |
| Number Under Votes | 18 | 27.27% | |
| Number Over Votes | 0 | . 0% | |
| Rep. Precinct Chairman Pct. 14 | | | |
| No Declared Candidates | 0 | . 0% | |
| ----- | 1 | 4.34% | |
| | | | |
| Total Votes Cast | 23 | | |
| Number Under Votes | 22 | 95.65% | |
| Number Over Votes | 0 | . 0% | |
| Rep. Precinct Chairman Pct. 15 | | | |
| Pam Moore | 25 | 83.33% | |
| ----- | 0 | . 0% | |
| | | | |
| Total Votes Cast | 30 | | |
| Number Under Votes | 5 | 16.66% | |
| Number Over Votes | 0 | . 0% | |
| Rep. Precinct Chairman Pct. 16 | | | |
| No Declared Candidates | 0 | . 0% | |
| ----- | 3 | 13.04% | |
| | | | |
| Total Votes Cast | 23 | | |
| Number Under Votes | 20 | 86.95% | |
| Number Over Votes | 0 | . 0% | |
| Rep. Precinct Chairman Pct. 17 | | | |
| Steven Meinecke | 74 | 66.07% | |
| ----- | 5 | 4.46% | |
| | | | |
| Total Votes Cast | 112 | | |
| Number Under Votes | 33 | 29.46% | |
| Number Over Votes | 0 | . 0% | |
| Rep. Precinct Chairman Pct. 18 | | | |
| Dorothy S. Leyendecker | 109 | 80.14% | |
| ----- | 2 | 1.47% | |
| | | | |
| Total Votes Cast | 136 | | |
| Number Under Votes | 25 | 18.38% | |
| Number Over Votes | 0 | . 0% | |

| | | | |
|-------------------------------------|------|--------|--|
| Dem. Presidential Nominee | | | |
| Sal Casamassima | 35 | .95% | |
| Elvena E. Lloyd-Duffie | 32 | .87% | |
| Lyndon H. LaRouche, Jr. | 144 | 3.94% | |
| Bill Clinton | 2117 | 58.00% | |
| Heather Harder | 119 | 3.26% | |
| Ted L. Gunderson | 64 | 1.75% | |
| Fred Hudson | 165 | 4.52% | |
| | | | |
| Total Votes Cast | 3650 | | |
| Number Under Votes | 974 | 26.68% | |
| Number Over Votes | 0 | .0% | |
| Dem. U.S. Senator | | | |
| Jim Chapman | 630 | 17.26% | |
| John Will Odam | 269 | 7.36% | |
| Victor M. Morales | 931 | 25.50% | |
| John Bryant | 809 | 22.16% | |
| | | | |
| Total Votes Cast | 3650 | | |
| Number Under Votes | 1009 | 27.64% | |
| Number Over Votes | 2 | .5% | |
| Dem. U.S. Representative Dist. 14 | | | |
| Charles (Lefty) Morris | 2214 | 60.65% | |
| | | | |
| Total Votes Cast | 3650 | | |
| Number Under Votes | 1436 | 39.34% | |
| Number Over Votes | 0 | .0% | |
| Dem. Railroad Commissioner | | | |
| Hector Uribe | 2182 | 59.78% | |
| | | | |
| Total Votes Cast | 3650 | | |
| Number Under Votes | 1468 | 40.21% | |
| Number Over Votes | 0 | .0% | |
| Dem. Supreme Court Chief Justice | | | |
| Andrew Jackson Kupper | 2137 | 58.54% | |
| | | | |
| Total Votes Cast | 3650 | | |
| Number Under Votes | 1513 | 41.45% | |
| Number Over Votes | 0 | .0% | |
| Dem. Supreme Court Justice Place 1 | | | |
| Patrice Barron | 2133 | 58.43% | |
| | | | |
| Total Votes Cast | 3650 | | |
| Number Under Votes | 1517 | 41.56% | |
| Number Over Votes | 0 | .0% | |
| Dem. Supreme Court Justice Place 2 | | | |
| Gene Kelly | 2175 | 59.58% | |
| | | | |
| Total Votes Cast | 3650 | | |
| Number Under Votes | 1475 | 40.41% | |
| Number Over Votes | 0 | .0% | |
| Dem. Criminal Appeals Judge Place 1 | | | |
| Frances Northcutt | 1070 | 29.31% | |
| Bob Perkins | 1253 | 34.32% | |
| | | | |
| Total Votes Cast | 3650 | | |
| Number Under Votes | 1327 | 36.35% | |
| Number Over Votes | 0 | .0% | |

| | | |
|----------------------------------------|------|--------|
| Dem. Criminal Appeals Judge Place 2 | | |
| Winston Cochran | 445 | 12.10% |
| Gary Taylor | 617 | 16.90% |
| Charles Holcomb | 903 | 24.90% |
| Norman Lanford | 265 | 7.26% |
| | | |
| Total Votes Cast | 3650 | |
| Number Under Votes | 1414 | 38.73% |
| Number Over Votes | 0 | . 0% |
| Dem. Criminal Appeals Judge Place 3 | | |
| Frank Maloney | 2095 | 57.39% |
| | | |
| Total Votes Cast | 3650 | |
| Number Under Votes | 1555 | 42.60% |
| Number Over Votes | 0 | . 0% |
| Dem. State Board of Education Dist. 10 | | |
| Will Davis | 2102 | 57.58% |
| | | |
| Total Votes Cast | 3650 | |
| Number Under Votes | 1548 | 42.41% |
| Number Over Votes | 0 | . 0% |
| Dem. State Representative Dist. 28 | | |
| Robert L. (Robby) Cook | 2477 | 67.86% |
| Kurt Johnson | 405 | 11.09% |
| Leonard (Lenny) Leffler | 329 | 9.01% |
| | | |
| Total Votes Cast | 3650 | |
| Number Under Votes | 439 | 12.02% |
| Number Over Votes | 0 | . 0% |
| Dem. Appeals Chief Justice Dist. 14 | | |
| Cynthia Owens | 2149 | 58.87% |
| | | |
| Total Votes Cast | 3650 | |
| Number Under Votes | 1501 | 41.12% |
| Number Over Votes | 0 | . 0% |
| Dem. Appeals Court Justice Place 1 | | |
| George Ellis | 2161 | 59.20% |
| | | |
| Total Votes Cast | 3650 | |
| Number Under Votes | 1489 | 40.79% |
| Number Over Votes | 0 | . 0% |
| Dem. Appeals Court Justice Place 2 | | |
| Margaret G. Mirabal | 2137 | 58.54% |
| | | |
| Total Votes Cast | 3650 | |
| Number Under Votes | 1513 | 41.45% |
| Number Over Votes | 0 | . 0% |
| Dem. Appeals Court Justice Dist. 14 | | |
| Dalia Stokes | 2124 | 58.19% |
| | | |
| Total Votes Cast | 3650 | |
| Number Under Votes | 1526 | 41.80% |
| Number Over Votes | 0 | . 0% |
| Dem. District Judge Dist. 2nd 25 | | |
| Gus J. Strauss | 2630 | 72.05% |
| | | |
| Total Votes Cast | 3650 | |
| Number Under Votes | 1020 | 27.94% |
| Number Over Votes | 0 | . 0% |

| | | | |
|------------------------------------|------|--------|--|
| Dem. County Attorney | | | |
| John Julian Moore | 2369 | 64.90% | |
| | | | |
| Total Votes Cast | 3650 | | |
| Number Under Votes | 1281 | 35.00% | |
| Number Over Votes | 0 | .0% | |
| Dem. Sheriff | | | |
| Ed Michalke | 616 | 16.87% | |
| Robert E. Connor, Jr. | 840 | 23.01% | |
| R.H. (Curly) Wied | 1953 | 53.50% | |
| Charles H. (Chuck) Ulbrich | 188 | 5.15% | |
| | | | |
| Total Votes Cast | 3650 | | |
| Number Under Votes | 53 | 1.45% | |
| Number Over Votes | 0 | .0% | |
| Dem. County Tax Assessor-Collector | | | |
| Mary Jane Poenitzsch | 2758 | 75.56% | |
| | | | |
| Total Votes Cast | 3650 | | |
| Number Under Votes | 892 | 24.43% | |
| Number Over Votes | 0 | .0% | |
| Dem. County Commissioner Pct. 1 | | | |
| Richard Seifert | 868 | 77.15% | |
| | | | |
| Total Votes Cast | 1125 | | |
| Number Under Votes | 257 | 22.84% | |
| Number Over Votes | 0 | .0% | |
| Dem. County Commissioner Pct. 3 | | | |
| Glenn Weishuhn | 690 | 69.90% | |
| Earl Joe Frnka, Jr. | 250 | 25.32% | |
| | | | |
| Total Votes Cast | 987 | | |
| Number Under Votes | 47 | 4.76% | |
| Number Over Votes | 0 | .0% | |
| Dem. Constable Pct. 1 | | | |
| Lawrence A. Berger | 872 | 77.51% | |
| | | | |
| Total Votes Cast | 1125 | | |
| Number Under Votes | 253 | 22.48% | |
| Number Over Votes | 0 | .0% | |
| Dem. Constable Pct. 2 | | | |
| Lonnie Hinze | 651 | 74.74% | |
| | | | |
| Total Votes Cast | 871 | | |
| Number Under Votes | 220 | 25.25% | |
| Number Over Votes | 0 | .0% | |
| Dem. Constable Pct. 3 | | | |
| Ivan V. Menke | 785 | 79.53% | |
| | | | |
| Total Votes Cast | 987 | | |
| Number Under Votes | 202 | 20.46% | |
| Number Over Votes | 0 | .0% | |
| Dem. Constable Pct. 4 | | | |
| Wilfred Luedecke | 470 | 70.46% | |
| | | | |
| Total Votes Cast | 667 | | |
| Number Under Votes | 197 | 29.53% | |
| Number Over Votes | 0 | .0% | |

| | | | |
|-------------------------------|------|--------|--|
| Dem. County Chairman | | | |
| George Cason | 2491 | 68.24% | |
| ----- | 29 | .79% | |
| | | | |
| Total Votes Cast | 3650 | | |
| Number Under Votes | 1130 | 30.95% | |
| Number Over Votes | 0 | .0% | |
| Dem. Precinct Chairman Pct. 1 | | | |
| Gilbert L. Kiel | 410 | 77.79% | |
| ----- | 4 | .75% | |
| | | | |
| Total Votes Cast | 527 | | |
| Number Under Votes | 113 | 21.44% | |
| Number Over Votes | 0 | .0% | |
| Dem. Precinct Chairman Pct. 2 | | | |
| No Declared Candidates | 0 | .0% | |
| ----- | 7 | 5.34% | |
| | | | |
| Total Votes Cast | 131 | | |
| Number Under Votes | 124 | 94.65% | |
| Number Over Votes | 0 | .0% | |
| Dem. Precinct Chairman Pct. 3 | | | |
| Norman Henderson, Jr. | 33 | 68.75% | |
| ----- | 1 | 2.08% | |
| | | | |
| Total Votes Cast | 48 | | |
| Number Under Votes | 14 | 29.16% | |
| Number Over Votes | 0 | .0% | |
| Dem. Precinct Chairman Pct. 4 | | | |
| Delmar Krenek | 189 | 82.17% | |
| ----- | 3 | 1.30% | |
| | | | |
| Total Votes Cast | 230 | | |
| Number Under Votes | 38 | 16.52% | |
| Number Over Votes | 0 | .0% | |
| Dem. Precinct Chairman Pct. 5 | | | |
| Norbert W. Meisner | 143 | 89.37% | |
| ----- | 0 | .0% | |
| | | | |
| Total Votes Cast | 160 | | |
| Number Under Votes | 17 | 10.62% | |
| Number Over Votes | 0 | .0% | |
| Dem. Precinct Chairman Pct. 6 | | | |
| No Declared Candidates | 0 | .0% | |
| ----- | 5 | 6.49% | |
| | | | |
| Total Votes Cast | 77 | | |
| Number Under Votes | 72 | 93.50% | |
| Number Over Votes | 0 | .0% | |
| Dem. Precinct Chairman Pct. 7 | | | |
| No Declared Candidates | 0 | .0% | |
| ----- | 17 | 14.78% | |
| | | | |
| Total Votes Cast | 115 | | |
| Number Under Votes | 98 | 85.21% | |
| Number Over Votes | 0 | .0% | |
| Dem. Precinct Chairman Pct. 8 | | | |
| R.C. Gold | 44 | 64.70% | |
| ----- | 0 | .0% | |
| | | | |
| Total Votes Cast | 68 | | |
| Number Under Votes | 24 | 35.29% | |
| Number Over Votes | 0 | .0% | |

| | | | |
|--------------------------------|-----|---------|--|
| Dem. Precinct Chairman Pct. 9 | | | |
| Molly Raabe | 575 | 83.57% | |
| ----- | 9 | 1.30% | |
| | | | |
| Total Votes Cast | 688 | | |
| Number Under Votes | 104 | 15.11% | |
| Number Over Votes | 0 | . 0% | |
| Dem. Precinct Chairman Pct. 10 | | | |
| No Declared Candidates | 0 | . 0% | |
| ----- | 6 | 4.13% | |
| | | | |
| Total Votes Cast | 145 | | |
| Number Under Votes | 139 | 95.86% | |
| Number Over Votes | 0 | . 0% | |
| Dem. Precinct Chairman Pct. 11 | | | |
| Edwin Poenitzsch | 38 | 95.00% | |
| ----- | 0 | . 0% | |
| | | | |
| Total Votes Cast | 40 | | |
| Number Under Votes | 2 | 5.00% | |
| Number Over Votes | 0 | . 0% | |
| Dem. Precinct Chairman Pct. 12 | | | |
| Waldine Skutca | 35 | 100.00% | |
| ----- | 0 | . 0% | |
| | | | |
| Total Votes Cast | 35 | | |
| Number Under Votes | 0 | . 0% | |
| Number Over Votes | 0 | . 0% | |
| Dem. Precinct Chairman Pct. 13 | | | |
| Dean Venghaus | 171 | 90.95% | |
| ----- | 0 | . 0% | |
| | | | |
| Total Votes Cast | 188 | | |
| Number Under Votes | 17 | 9.04% | |
| Number Over Votes | 0 | . 0% | |
| Dem. Precinct Chairman Pct. 14 | | | |
| No Declared Candidates | 0 | . 0% | |
| ----- | 24 | 26.08% | |
| | | | |
| Total Votes Cast | 92 | | |
| Number Under Votes | 68 | 73.91% | |
| Number Over Votes | 0 | . 0% | |
| Dem. Precinct Chairman Pct. 15 | | | |
| Beatrice Hill | 82 | 85.41% | |
| ----- | 0 | . 0% | |
| | | | |
| Total Votes Cast | 96 | | |
| Number Under Votes | 14 | 14.58% | |
| Number Over Votes | 0 | . 0% | |

Dem. Precinct Chairman Pct. 16
Gene Evans 47 75.80%
----- 0 . 0%
.....
Total Votes Cast 62
Number Under Votes 15 24.19%
Number Over Votes 0 . 0%

Dem. Precinct Chairman Pct. 17
Tom Reed 514 83.03%
----- 1 .16%
.....
Total Votes Cast 619
Number Under Votes 104 16.80%
Number Over Votes 0 . 0%

Dem. Precinct Chairman Pct. 18
Brian Carter 189 57.44%
----- 2 .60%
.....
Total Votes Cast 329
Number Under Votes 138 41.94%
Number Over Votes 0 . 0%

TOTAL BALLOTS CAST 4563

TOTAL TYPE 1 BALLOTS 913
TOTAL TYPE 2 BALLOTS 3650

COLORADO COUNTY, TEXAS
PRIMARY ELECTION **MARCH 12, 1996**

VOL 7 PAGE 12

| | | | |
|------------------------------------|---------------------|---------|--------|
| | Total Number Voting | 388 | |
| | Precincts Reporting | 0 of 18 | . 0% |
| | | | |
| Rep. Presidential Nominee | | | |
| Patrick J. (Pat) Buchanan | 38 | | 24.05% |
| Lamar Alexander | 10 | | 6.32% |
| Morry Taylor | 0 | | . 0% |
| Bob Dole | 83 | | 52.53% |
| Phil Gramm | 1 | | .63% |
| Mary (France) LeTulle | 0 | | . 0% |
| Steve Forbes | 16 | | 10.12% |
| Charles E. Collins | 0 | | . 0% |
| Richard G. Lugar | 1 | | .63% |
| Susan Ducey | 1 | | .63% |
| Alan L. Keyes | 1 | | .63% |
| Uncommitted | 3 | | 1.89% |
| | | | |
| | Total Votes Cast | 158 | |
| | Number Under Votes | 4 | 2.53% |
| | Number Over Votes | 0 | . 0% |
| | | | |
| Rep. U.S. Senator | | | |
| Phil Gramm | 131 | | 82.91% |
| Henry C. (Hank) Grover | 10 | | 6.32% |
| David Young | 8 | | 5.06% |
| | | | |
| | Total Votes Cast | 158 | |
| | Number Under Votes | 9 | 5.69% |
| | Number Over Votes | 0 | . 0% |
| | | | |
| Rep. U.S. Representative Dist. 14 | | | |
| Ted Bozarth | 1 | | .63% |
| Ron Paul | 48 | | 30.37% |
| Greg Laughlin | 89 | | 56.32% |
| Jim Deats | 14 | | 8.86% |
| | | | |
| | Total Votes Cast | 158 | |
| | Number Under Votes | 6 | 3.79% |
| | Number Over Votes | 0 | . 0% |
| | | | |
| Rep. Railroad Commissioner | | | |
| Robert A. (Bob) Wood | 42 | | 26.58% |
| Carole Keeton Rylander | 101 | | 63.92% |
| | | | |
| | Total Votes Cast | 158 | |
| | Number Under Votes | 15 | 9.49% |
| | Number Over Votes | 0 | . 0% |
| | | | |
| Rep. Supreme Court Chief Justice | | | |
| Tom Phillips | 109 | | 68.98% |
| | | | |
| | Total Votes Cast | 158 | |
| | Number Under Votes | 49 | 31.01% |
| | Number Over Votes | 0 | . 0% |
| | | | |
| Rep. Supreme Court Justice Place 1 | | | |
| John Cornyn | 108 | | 68.35% |
| | | | |
| | Total Votes Cast | 158 | |
| | Number Under Votes | 50 | 31.64% |
| | Number Over Votes | 0 | . 0% |

| | | |
|------------------------------------------|-----|--------|
| Rep. Supreme Court Justice Place 2 | | |
| James A. Baker | 110 | 69.62% |
| | | |
| Total Votes Cast | 158 | |
| Number Under Votes | 48 | 30.37% |
| Number Over Votes | 0 | . 0% |
| Rep. Supreme Court Justice Place 3 Unexp | | |
| Greg Abbott | 109 | 68.98% |
| | | |
| Total Votes Cast | 158 | |
| Number Under Votes | 49 | 31.01% |
| Number Over Votes | 0 | . 0% |
| Rep. Criminal Appeals Judge Place 1 | | |
| Sue Holland | 36 | 22.78% |
| Jeffrey B. Keck | 5 | 3.16% |
| Glen Beaman | 10 | 6.32% |
| James (Daniel) Boone | 29 | 18.35% |
| Matthew Paul | 14 | 8.86% |
| Janice Law | 12 | 7.59% |
| Susan Baetz Brown | 11 | 6.96% |
| | | |
| Total Votes Cast | 158 | |
| Number Under Votes | 41 | 25.94% |
| Number Over Votes | 0 | . 0% |
| Rep. Criminal Appeals Judge Place 2 | | |
| Ray J. McQuary | 24 | 15.18% |
| Mike Keasler | 20 | 12.65% |
| Paul Womack | 46 | 29.11% |
| Pat Barber | 17 | 10.75% |
| Brad Wiewel | 7 | 4.43% |
| | | |
| Total Votes Cast | 158 | |
| Number Under Votes | 44 | 27.84% |
| Number Over Votes | 0 | . 0% |
| Rep. Criminal Appeals Judge Place 3 | | |
| Tom Price | 49 | 31.01% |
| J. Gary Trichter | 8 | 5.06% |
| Cheryl A. Johnson | 41 | 25.94% |
| John Bradley | 20 | 12.65% |
| | | |
| Total Votes Cast | 158 | |
| Number Under Votes | 40 | 25.31% |
| Number Over Votes | 0 | . 0% |
| Rep. State Board of Education Dist. 10 | | |
| Don Clark | 36 | 22.78% |
| Cynthia A. Thornton | 55 | 34.81% |
| Charlie Weaver | 26 | 16.45% |
| | | |
| Total Votes Cast | 158 | |
| Number Under Votes | 41 | 25.94% |
| Number Over Votes | 0 | . 0% |
| Rep. State Representative Dist. 28 | | |
| Chip Rayburn | 76 | 48.10% |
| Alfred E. Drescher | 22 | 13.92% |
| Don Loucks | 28 | 17.72% |
| | | |
| Total Votes Cast | 158 | |
| Number Under Votes | 32 | 20.25% |
| Number Over Votes | 0 | . 0% |
| Rep. Appeals Chief Justice Dist. 14 | | |
| Paul C. Murphy | 100 | 63.29% |
| | | |
| Total Votes Cast | 158 | |
| Number Under Votes | 58 | 36.70% |
| Number Over Votes | 0 | . 0% |

| | | | |
|-------------------------------------|-----|--------|--|
| Rep. Appeals Court Justice Place 1 | | | |
| Sam Nuchia | 110 | 69.62% | |
| | | | |
| Total Votes Cast | 158 | | |
| Number Under Votes | 48 | 30.37% | |
| Number Over Votes | 0 | . 0% | |
| Rep. Appeals Court Justice Place 2 | | | |
| Gerald Zimmerer | 40 | 25.31% | |
| Daniel W. Leedy | 52 | 32.91% | |
| Jim Gieseke | 18 | 11.39% | |
| | | | |
| Total Votes Cast | 158 | | |
| Number Under Votes | 48 | 30.37% | |
| Number Over Votes | 0 | . 0% | |
| Rep. Appeals Court Justice Dist. 14 | | | |
| Henry L. Burkholder | 17 | 10.75% | |
| Harriet O'Neill | 55 | 34.81% | |
| Jack Holland | 45 | 28.48% | |
| | | | |
| Total Votes Cast | 158 | | |
| Number Under Votes | 41 | 25.94% | |
| Number Over Votes | 0 | . 0% | |
| Rep. District Judge Dist. 25 | | | |
| Dwight E. Peschel | 112 | 70.88% | |
| | | | |
| Total Votes Cast | 158 | | |
| Number Under Votes | 46 | 29.11% | |
| Number Over Votes | 0 | . 0% | |
| Rep. District Attorney Dist. 25 | | | |
| W.C. (Bud) Kirkendall | 112 | 70.88% | |
| | | | |
| Total Votes Cast | 158 | | |
| Number Under Votes | 46 | 29.11% | |
| Number Over Votes | 0 | . 0% | |
| Rep. Sheriff | | | |
| Tom Fleming | 98 | 62.02% | |
| Earl Jones | 41 | 25.94% | |
| | | | |
| Total Votes Cast | 158 | | |
| Number Under Votes | 19 | 12.02% | |
| Number Over Votes | 0 | . 0% | |
| Rep. County Commissioner Pct. 3 | | | |
| Shirley Kearbey | 18 | 20.45% | |
| Tommy Hahn | 64 | 72.72% | |
| | | | |
| Total Votes Cast | 88 | | |
| Number Under Votes | 6 | 6.81% | |
| Number Over Votes | 0 | . 0% | |
| Rep. Constable Pct. 2 | | | |
| Russell W. Dunn | 8 | 47.05% | |
| | | | |
| Total Votes Cast | 17 | | |
| Number Under Votes | 9 | 52.94% | |
| Number Over Votes | 0 | . 0% | |
| Rep. County Chairman | | | |
| Jean Halfmann Ellis | 109 | 68.98% | |
| ----- | 2 | 1.26% | |
| | | | |
| Total Votes Cast | 158 | | |
| Number Under Votes | 47 | 29.74% | |
| Number Over Votes | 0 | . 0% | |

| | | | |
|-------------------------------|----|---------|--|
| Rep. Precinct Chairman Pct. 1 | | | |
| Natalie A. Barnett | 22 | 75.86% | |
| ----- | 0 | . 0% | |
| | | | |
| Total Votes Cast | 29 | | |
| Number Under Votes | 7 | 24.13% | |
| Number Over Votes | 0 | . 0% | |
| Rep. Precinct Chairman Pct. 2 | | | |
| No Declared Candidates | 0 | . 0% | |
| ----- | 0 | . 0% | |
| | | | |
| Total Votes Cast | 7 | | |
| Number Under Votes | 7 | 100.00% | |
| Number Over Votes | 0 | . 0% | |
| Rep. Precinct Chairman Pct. 3 | | | |
| Virginia F. Wells | 0 | . 0% | |
| ----- | 0 | . 0% | |
| | | | |
| Total Votes Cast | 0 | | |
| Number Under Votes | 0 | . 0% | |
| Number Over Votes | 0 | . 0% | |
| Rep. Precinct Chairman Pct. 4 | | | |
| No Declared Candidates | 0 | . 0% | |
| ----- | 0 | . 0% | |
| | | | |
| Total Votes Cast | 1 | | |
| Number Under Votes | 1 | 100.00% | |
| Number Over Votes | 0 | . 0% | |
| Rep. Precinct Chairman Pct. 5 | | | |
| No Declared Candidates | 0 | . 0% | |
| ----- | 0 | . 0% | |
| | | | |
| Total Votes Cast | 3 | | |
| Number Under Votes | 3 | 100.00% | |
| Number Over Votes | 0 | . 0% | |
| Rep. Precinct Chairman Pct. 6 | | | |
| No Declared Candidates | 0 | . 0% | |
| ----- | 1 | 20.00% | |
| | | | |
| Total Votes Cast | 5 | | |
| Number Under Votes | 4 | 80.00% | |
| Number Over Votes | 0 | . 0% | |
| Rep. Precinct Chairman Pct. 7 | | | |
| Carl Albert Milentz | 4 | 100.00% | |
| ----- | 0 | . 0% | |
| | | | |
| Total Votes Cast | 4 | | |
| Number Under Votes | 0 | . 0% | |
| Number Over Votes | 0 | . 0% | |
| Rep. Precinct Chairman Pct. 8 | | | |
| No Declared Candidates | 0 | . 0% | |
| ----- | 0 | . 0% | |
| | | | |
| Total Votes Cast | 1 | | |
| Number Under Votes | 1 | 100.00% | |
| Number Over Votes | 0 | . 0% | |
| Rep. Precinct Chairman Pct. 9 | | | |
| No Declared Candidates | 0 | . 0% | |
| ----- | 0 | . 0% | |
| | | | |
| Total Votes Cast | 12 | | |
| Number Under Votes | 12 | 100.00% | |
| Number Over Votes | 0 | . 0% | |

| | | | |
|--------------------------------|----|---------|--|
| Rep. Precinct Chairman Pct. 10 | | | |
| Ed Maynard | 17 | 70.83% | |
| ----- | 0 | . 0% | |
| | | | |
| Total Votes Cast | 24 | | |
| Number Under Votes | 7 | 29.16% | |
| Number Over Votes | 0 | . 0% | |
| Rep. Precinct Chairman Pct. 11 | | | |
| Barry D. Rutta | 3 | 100.00% | |
| ----- | 0 | . 0% | |
| | | | |
| Total Votes Cast | 3 | | |
| Number Under Votes | 0 | . 0% | |
| Number Over Votes | 0 | . 0% | |
| Rep. Precinct Chairman Pct. 12 | | | |
| No Declared Candidates | 0 | . 0% | |
| ----- | 0 | . 0% | |
| | | | |
| Total Votes Cast | 3 | | |
| Number Under Votes | 3 | 100.00% | |
| Number Over Votes | 0 | . 0% | |
| Rep. Precinct Chairman Pct. 13 | | | |
| James Wesley Sewell | 8 | 80.00% | |
| ----- | 0 | . 0% | |
| | | | |
| Total Votes Cast | 10 | | |
| Number Under Votes | 2 | 20.00% | |
| Number Over Votes | 0 | . 0% | |
| Rep. Precinct Chairman Pct. 14 | | | |
| No Declared Candidates | 0 | . 0% | |
| ----- | 0 | . 0% | |
| | | | |
| Total Votes Cast | 6 | | |
| Number Under Votes | 6 | 100.00% | |
| Number Over Votes | 0 | . 0% | |
| Rep. Precinct Chairman Pct. 15 | | | |
| Pam Moore | 3 | 60.00% | |
| ----- | 0 | . 0% | |
| | | | |
| Total Votes Cast | 5 | | |
| Number Under Votes | 2 | 40.00% | |
| Number Over Votes | 0 | . 0% | |
| Rep. Precinct Chairman Pct. 16 | | | |
| No Declared Candidates | 0 | . 0% | |
| ----- | 3 | 37.50% | |
| | | | |
| Total Votes Cast | 8 | | |
| Number Under Votes | 5 | 62.50% | |
| Number Over Votes | 0 | . 0% | |
| Rep. Precinct Chairman Pct. 17 | | | |
| Steven Meinecke | 6 | 75.00% | |
| ----- | 0 | . 0% | |
| | | | |
| Total Votes Cast | 8 | | |
| Number Under Votes | 2 | 25.00% | |
| Number Over Votes | 0 | . 0% | |
| Rep. Precinct Chairman Pct. 18 | | | |
| Dorothy S. Leyendecker | 23 | 79.31% | |
| ----- | 1 | 3.44% | |
| | | | |
| Total Votes Cast | 29 | | |
| Number Under Votes | 5 | 17.24% | |
| Number Over Votes | 0 | . 0% | |

| | | |
|---------------------------|-----|--------|
| Dem. Presidential Nominee | | |
| Sal Casamassima | 2 | .86% |
| Elvena E. Lloyd-Duffie | 0 | .0% |
| Lyndon H. LaRouche, Jr. | 11 | 4.78% |
| Bill Clinton | 148 | 64.34% |
| Heather Harder | 5 | 2.17% |
| Ted L. Gunderson | 2 | .86% |
| Fred Hudson | 11 | 4.78% |
| | | |
| Total Votes Cast | 230 | |
| Number Under Votes | 51 | 22.17% |
| Number Over Votes | 0 | .0% |

| | | |
|--------------------|-----|--------|
| Dem. U.S. Senator | | |
| Jim Chapman | 46 | 20.00% |
| John Will Odam | 21 | 9.13% |
| Victor M. Morales | 59 | 25.65% |
| John Bryant | 44 | 19.13% |
| | | |
| Total Votes Cast | 230 | |
| Number Under Votes | 60 | 26.08% |
| Number Over Votes | 0 | .0% |

| | | |
|-----------------------------------|-----|--------|
| Dem. U.S. Representative Dist. 14 | | |
| Charles (Lefty) Morris | 148 | 64.34% |
| | | |
| Total Votes Cast | 230 | |
| Number Under Votes | 82 | 35.65% |
| Number Over Votes | 0 | .0% |

| | | |
|----------------------------|-----|--------|
| Dem. Railroad Commissioner | | |
| Hector Uribe | 138 | 60.00% |
| | | |
| Total Votes Cast | 230 | |
| Number Under Votes | 92 | 40.00% |
| Number Over Votes | 0 | .0% |

| | | |
|----------------------------------|-----|--------|
| Dem. Supreme Court Chief Justice | | |
| Andrew Jackson Kupper | 140 | 60.86% |
| | | |
| Total Votes Cast | 230 | |
| Number Under Votes | 90 | 39.13% |
| Number Over Votes | 0 | .0% |

| | | |
|------------------------------------|-----|--------|
| Dem. Supreme Court Justice Place 1 | | |
| Patrice Barron | 136 | 59.13% |
| | | |
| Total Votes Cast | 230 | |
| Number Under Votes | 94 | 40.86% |
| Number Over Votes | 0 | .0% |

| | | |
|------------------------------------|-----|--------|
| Dem. Supreme Court Justice Place 2 | | |
| Gene Kelly | 136 | 59.13% |
| | | |
| Total Votes Cast | 230 | |
| Number Under Votes | 94 | 40.86% |
| Number Over Votes | 0 | .0% |

| | | |
|-------------------------------------|-----|--------|
| Dem. Criminal Appeals Judge Place 1 | | |
| Frances Northcutt | 65 | 28.26% |
| Bob Perkins | 80 | 34.78% |
| | | |
| Total Votes Cast | 230 | |
| Number Under Votes | 85 | 36.95% |
| Number Over Votes | 0 | .0% |

| | | |
|----------------------------------------|-----|--------|
| Dem. Criminal Appeals Judge Place 2 | | |
| Winston Cochran | 29 | 12.60% |
| Gary Taylor | 37 | 16.08% |
| Charles Holcomb | 55 | 23.91% |
| Norman Lanford | 20 | 8.69% |
| | | |
| Total Votes Cast | 230 | |
| Number Under Votes | 89 | 38.69% |
| Number Over Votes | 0 | . 0% |
| Dem. Criminal Appeals Judge Place 3 | | |
| Frank Maloney | 135 | 58.69% |
| | | |
| Total Votes Cast | 230 | |
| Number Under Votes | 95 | 41.30% |
| Number Over Votes | 0 | . 0% |
| Dem. State Board of Education Dist. 10 | | |
| Will Davis | 134 | 58.26% |
| | | |
| Total Votes Cast | 230 | |
| Number Under Votes | 96 | 41.73% |
| Number Over Votes | 0 | . 0% |
| Dem. State Representative Dist. 28 | | |
| Robert L. (Robby) Cook | 137 | 59.56% |
| Kurt Johnson | 32 | 13.91% |
| Leonard (Lenny) Leffler | 28 | 12.17% |
| | | |
| Total Votes Cast | 230 | |
| Number Under Votes | 33 | 14.34% |
| Number Over Votes | 0 | . 0% |
| Dem. Appeals Chief Justice Dist. 14 | | |
| Cynthia Owens | 137 | 59.56% |
| | | |
| Total Votes Cast | 230 | |
| Number Under Votes | 93 | 40.43% |
| Number Over Votes | 0 | . 0% |
| Dem. Appeals Court Justice Place 1 | | |
| George Ellis | 137 | 59.56% |
| | | |
| Total Votes Cast | 230 | |
| Number Under Votes | 93 | 40.43% |
| Number Over Votes | 0 | . 0% |
| Dem. Appeals Court Justice Place 2 | | |
| Margaret G. Mirabal | 138 | 60.00% |
| | | |
| Total Votes Cast | 230 | |
| Number Under Votes | 92 | 40.00% |
| Number Over Votes | 0 | . 0% |
| Dem. Appeals Court Justice Dist. 14 | | |
| Dalia Stokes | 139 | 60.43% |
| | | |
| Total Votes Cast | 230 | |
| Number Under Votes | 91 | 39.56% |
| Number Over Votes | 0 | . 0% |
| Dem. District Judge Dist. 2nd 25 | | |
| Gus J. Strauss | 178 | 77.39% |
| | | |
| Total Votes Cast | 230 | |
| Number Under Votes | 52 | 22.60% |
| Number Over Votes | 0 | . 0% |

| | | | |
|------------------------------------|-----|--------|--|
| Dem. County Attorney | | | |
| John Julian Moore | 169 | 73.47% | |
| | | | |
| Total Votes Cast | 230 | | |
| Number Under Votes | 61 | 26.52% | |
| Number Over Votes | 0 | .0% | |
| Dem. Sheriff | | | |
| Ed Michalke | 46 | 20.00% | |
| Robert E. Connor, Jr. | 65 | 28.26% | |
| R.H. (Curly) Wied | 107 | 46.52% | |
| Charles H. (Chuck) Ulbrich | 10 | 4.34% | |
| | | | |
| Total Votes Cast | 230 | | |
| Number Under Votes | 2 | .86% | |
| Number Over Votes | 0 | .0% | |
| Dem. County Tax Assessor-Collector | | | |
| Mary Jane Poenitzsch | 174 | 75.65% | |
| | | | |
| Total Votes Cast | 230 | | |
| Number Under Votes | 56 | 24.34% | |
| Number Over Votes | 0 | .0% | |
| Dem. County Commissioner Pct. 1 | | | |
| Richard Seifert | 64 | 76.19% | |
| | | | |
| Total Votes Cast | 84 | | |
| Number Under Votes | 20 | 23.80% | |
| Number Over Votes | 0 | .0% | |
| Dem. County Commissioner Pct. 3 | | | |
| Glenn Weishuhn | 43 | 63.23% | |
| Earl Joe Frnka, Jr. | 20 | 29.41% | |
| | | | |
| Total Votes Cast | 68 | | |
| Number Under Votes | 5 | 7.35% | |
| Number Over Votes | 0 | .0% | |
| Dem. Constable Pct. 1 | | | |
| Lawrence A. Berger | 60 | 71.42% | |
| | | | |
| Total Votes Cast | 84 | | |
| Number Under Votes | 24 | 28.57% | |
| Number Over Votes | 0 | .0% | |
| Dem. Constable Pct. 2 | | | |
| Lonnie Hinze | 38 | 71.69% | |
| | | | |
| Total Votes Cast | 53 | | |
| Number Under Votes | 15 | 28.30% | |
| Number Over Votes | 0 | .0% | |
| Dem. Constable Pct. 3 | | | |
| Ivan V. Menke | 58 | 85.29% | |
| | | | |
| Total Votes Cast | 68 | | |
| Number Under Votes | 10 | 14.70% | |
| Number Over Votes | 0 | .0% | |
| Dem. Constable Pct. 4 | | | |
| Wilfred Luedecke | 20 | 80.00% | |
| | | | |
| Total Votes Cast | 25 | | |
| Number Under Votes | 5 | 20.00% | |
| Number Over Votes | 0 | .0% | |

| | | | |
|-------------------------------|-----|---------|--|
| Dem. County Chairman | | | |
| George Cason | 157 | 68.26% | |
| ----- | 4 | 1.73% | |
| | | | |
| Total Votes Cast | 230 | | |
| Number Under Votes | 69 | 30.00% | |
| Number Over Votes | 0 | . 0% | |
| Dem. Precinct Chairman Pct. 1 | | | |
| Gilbert L. Kiel | 45 | 72.58% | |
| ----- | 1 | 1.61% | |
| | | | |
| Total Votes Cast | 62 | | |
| Number Under Votes | 16 | 25.80% | |
| Number Over Votes | 0 | . 0% | |
| Dem. Precinct Chairman Pct. 2 | | | |
| No Declared Candidates | 0 | . 0% | |
| ----- | 1 | 25.00% | |
| | | | |
| Total Votes Cast | 4 | | |
| Number Under Votes | 3 | 75.00% | |
| Number Over Votes | 0 | . 0% | |
| Dem. Precinct Chairman Pct. 3 | | | |
| Norman Henderson, Jr. | 1 | 50.00% | |
| ----- | 0 | . 0% | |
| | | | |
| Total Votes Cast | 2 | | |
| Number Under Votes | 1 | 50.00% | |
| Number Over Votes | 0 | . 0% | |
| Dem. Precinct Chairman Pct. 4 | | | |
| Delmar Krenek | 8 | 72.72% | |
| ----- | 0 | . 0% | |
| | | | |
| Total Votes Cast | 11 | | |
| Number Under Votes | 3 | 27.27% | |
| Number Over Votes | 0 | . 0% | |
| Dem. Precinct Chairman Pct. 5 | | | |
| Norbert W. Meisner | 1 | 33.33% | |
| ----- | 0 | . 0% | |
| | | | |
| Total Votes Cast | 3 | | |
| Number Under Votes | 2 | 66.66% | |
| Number Over Votes | 0 | . 0% | |
| Dem. Precinct Chairman Pct. 6 | | | |
| No Declared Candidates | 0 | . 0% | |
| ----- | 0 | . 0% | |
| | | | |
| Total Votes Cast | 4 | | |
| Number Under Votes | 4 | 100.00% | |
| Number Over Votes | 0 | . 0% | |
| Dem. Precinct Chairman Pct. 7 | | | |
| No Declared Candidates | 0 | . 0% | |
| ----- | 0 | . 0% | |
| | | | |
| Total Votes Cast | 7 | | |
| Number Under Votes | 7 | 100.00% | |
| Number Over Votes | 0 | . 0% | |
| Dem. Precinct Chairman Pct. 8 | | | |
| R.C. Gold | 3 | 60.00% | |
| ----- | 0 | . 0% | |
| | | | |
| Total Votes Cast | 5 | | |
| Number Under Votes | 2 | 40.00% | |
| Number Over Votes | 0 | . 0% | |

| | | |
|--------------------------------|----|---------|
| Dem. Precinct Chairman Pct. 9 | | |
| Molly Raabe | 32 | 78.04% |
| ----- | 1 | 2.43% |
| | | |
| Total Votes Cast | 41 | |
| Number Under Votes | 8 | 19.51% |
| Number Over Votes | 0 | . 0% |
| Dem. Precinct Chairman Pct. 10 | | |
| No Declared Candidates | 0 | . 0% |
| ----- | 0 | . 0% |
| | | |
| Total Votes Cast | 5 | |
| Number Under Votes | 5 | 100.00% |
| Number Over Votes | 0 | . 0% |
| Dem. Precinct Chairman Pct. 11 | | |
| Edwin Foenitzsch | 5 | 100.00% |
| ----- | 0 | . 0% |
| | | |
| Total Votes Cast | 5 | |
| Number Under Votes | 0 | . 0% |
| Number Over Votes | 0 | . 0% |
| Dem. Precinct Chairman Pct. 12 | | |
| Waldine Skutca | 2 | 100.00% |
| ----- | 0 | . 0% |
| | | |
| Total Votes Cast | 2 | |
| Number Under Votes | 0 | . 0% |
| Number Over Votes | 0 | . 0% |
| Dem. Precinct Chairman Pct. 13 | | |
| Dean Venghaus | 8 | 88.88% |
| ----- | 0 | . 0% |
| | | |
| Total Votes Cast | 9 | |
| Number Under Votes | 1 | 11.11% |
| Number Over Votes | 0 | . 0% |
| Dem. Precinct Chairman Pct. 14 | | |
| No Declared Candidates | 0 | . 0% |
| ----- | 0 | . 0% |
| | | |
| Total Votes Cast | 2 | |
| Number Under Votes | 2 | 100.00% |
| Number Over Votes | 0 | . 0% |
| Dem. Precinct Chairman Pct. 15 | | |
| Beatrice Hill | 4 | 80.00% |
| ----- | 0 | . 0% |
| | | |
| Total Votes Cast | 5 | |
| Number Under Votes | 1 | 20.00% |
| Number Over Votes | 0 | . 0% |
| Dem. Precinct Chairman Pct. 16 | | |
| Gene Evans | 2 | 50.00% |
| ----- | 0 | . 0% |
| | | |
| Total Votes Cast | 4 | |
| Number Under Votes | 2 | 50.00% |
| Number Over Votes | 0 | . 0% |

Dem. Precinct Chairman Pct. 17

| | | |
|--------------------|----|--------|
| Tom Reed | 22 | 95.65% |
| ----- | 0 | . 0% |
| | | |
| Total Votes Cast | 23 | |
| Number Under Votes | 1 | 4.34% |
| Number Over Votes | 0 | . 0% |

Dem. Precinct Chairman Pct. 18

| | | |
|--------------------|----|--------|
| Brian Carter | 18 | 50.00% |
| ----- | 1 | 2.77% |
| | | |
| Total Votes Cast | 36 | |
| Number Under Votes | 17 | 47.22% |
| Number Over Votes | 0 | . 0% |

| | |
|----------------------|-----|
| TOTAL BALLOTS CAST | 388 |
| TOTAL TYPE 1 BALLOTS | 158 |
| TOTAL TYPE 2 BALLOTS | 230 |

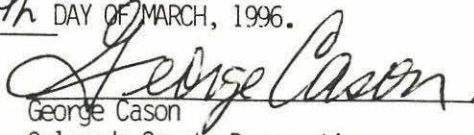
VD1

7
PAGE
22

| DEMOCRATIC PRIMARY WRITE-IN | | Location and Number of Election Precinct | | | | | | | | | | | | | | | | | | | | | | | | | | | | | | | | Total No. Votes | Majority Votes | REMARKS | | |
|--------------------------------|--|---------------------------------------------|---|---|---|---|---|---|---|----|----|----|----|----|----|----|----|----|----|----|----|----|----|----|----|----|----|----|----|----|----|----|----|--------------------|-------------------|---------|--|--|
| CONTINUATION OF PRECINCT CHAIR | | 1 | 2 | 3 | 4 | 5 | 6 | 7 | 8 | 9 | 10 | 11 | 12 | 13 | 14 | 15 | 16 | 17 | 18 | 19 | 20 | 21 | 22 | 23 | 24 | 25 | 26 | 27 | 28 | 29 | 30 | 31 | 32 | | | | | |
| Christen, Carl | | | | | | | | 1 | | | | | | | | | | | | | | | | | | | | | | | | | | | 1 | | | |
| Mouse, Minnie | | | | | | | | 1 | | | | | | | | | | | | | | | | | | | | | | | | | | | 1 | | | |
| Dow, John | | | | | | | | 1 | | | | | | | | | | | | | | | | | | | | | | | | | | | 1 | | | |
| Mouse, Mickey | | | | | | | | 1 | | | | | | | | | | | | | | | | | | | | | | | | | | | 1 | | | |
| Clinton, Bill | | | | | | | | 1 | | | | | | | | | | | | | | | | | | | | | | | | | | | 1 | | | |
| Hinze, Marilyn | | | | | | | | 1 | | | | | | | | | | | | | | | | | | | | | | | | | | | 1 | | | |
| Braden, Donald | | | | | | | | | 1 | | | | | | | | | | | | | | | | | | | | | | | | | | 1 | | | |
| Kollmann, Milton, Mrs. | | | | | | | | | 1 | | | | | | | | | | | | | | | | | | | | | | | | | | 1 | | | |
| Bubak, A.C. | | | | | | | | | 1 | | | | | | | | | | | | | | | | | | | | | | | | | | 1 | | | |
| Frey, Mary | | | | | | | | | | 34 | | | | | | | | | | | | | | | | | | | | | | | | | 34 | | | |
| Phillips, Jan | | | | | | | | | 1 | | | | | | | | | | | | | | | | | | | | | | | | | | 1 | | | |
| Salinas, Mary | | | | | | | | | | | 1 | | | | | | | | | | | | | | | | | | | | | | | | 1 | | | |
| Reed, Thomas | | | | | | | | | | | 1 | | | | | | | | | | | | | | | | | | | | | | | | 1 | | | |
| Franka, E.J., Jr. | | | | | | | | | | | | 1 | | | | | | | | | | | | | | | | | | | | | | | 1 | | | |
| EARLY VOTING | | | | | | | | | | | | | | | | | | | | | | | | | | | | | | | | | | | | | | |
| Heine, Raymond | | | 1 | | | | | | | | | | | | | | | | | | | | | | | | | | | | | | | | 1 | | | |
| Mouse, Minnie | | | | | | | | | | | 1 | | | | | | | | | | | | | | | | | | | | | | | | 1 | | | |
| Strunk, Alice Ball | | | | | | | | | | | 1 | | | | | | | | | | | | | | | | | | | | | | | | 1 | | | |
| Oliver, Roger | | | | | | | | | | | | | | | | | | | | | | | | | | | | | | | | | | | 1 | | | |

I, George Cason, the County Chariman of the Democratic Party of Colorado County, Texas, served as canvassing agent to canvas the Democratic Party Primary Election of March 12, 1996 on March 15, 1996.

I certify that the figures on the preceding pages correspond with the figures on the returns.

WITNESS MY HAND THIS 15th DAY OF MARCH, 1996.

 George Cason
 Colorado County Democratic
 County Chairman

7 PAGE 27

VOL

| Location and Number of Election Precinct | Location and Number of Election Precinct | | | | | | | | | | | | | | Location and Number of Election Precinct | | | | | | | | | | | | Total No. Votes Cast | Majority Votes | REMARKS | | | | | | | | |
|------------------------------------------|------------------------------------------|---------|--------|---------|------|-------------|----------|---------|--------|----------|-------------|--------|-----------|-------|------------------------------------------|----------|------------|----------------|--------------|----|----|----|----|----|----|----|----------------------|----------------|---------|----|----|----|----|----|----|--|--|
| | 1 | 2 | 3 | 4 | 5 | 6 | 7 | 8 | 9 | 10 | 11 | 12 | 13 | 14 | 15 | 16 | 17 | 18 | 19 | 20 | 21 | 22 | 23 | 24 | 25 | 26 | | | | 27 | 28 | 29 | 30 | 31 | 32 | | |
| PRECINCT CHAIR | COLUMBUS | GLIDDEN | ALTAIR | GARWOOD | NADA | ROCK ISLAND | SHERIDAN | OAKLAND | WELMAR | BUESCHER | SHAW'S BEND | BRUSHY | FRELSBURG | MENTZ | BERNARDO | ALLEYTON | EAGLE LAKE | NORTH COLUMBUS | EARLY VOTING | | | | | | | | | | | | | | | | | | |
| Far, Base | 1 | | | | | | | | | | | | | | | | | | | | | | | | | | | | | | | | 1 | | | | |
| Leyendecker, Dorothy | 1 | | | | | | | | | | | | | | | | | | | | | | | | | | | | | | | | | 1 | | | |
| Heine, Raymond | | 1 | | | | | | | | | | | | | | | | | | | | | | | | | | | | | | | | | 1 | | |
| Graun, Barbara | | 1 | | | | | | | | | | | | | | | | | | | | | | | | | | | | | | | | | 1 | | |
| Priestmeyer, Fred | | | | 1 | | | | | | | | | | | | | | | | | | | | | | | | | | | | | | | 1 | | |
| Priestmeyer, F.B. | | | | 1 | | | | | | | | | | | | | | | | | | | | | | | | | | | | | | | 1 | | |
| Becak, Josephine | | | | 1 | | | | | | | | | | | | | | | | | | | | | | | | | | | | | | | 1 | | |
| Priestmeyer, F.M. | | | | 1 | | | | | | | | | | | | | | | | | | | | | | | | | | | | | | | 1 | | |
| Jackson, W.E. | | | | | | | 1 | | | | | | | | | | | | | | | | | | | | | | | | | | | | 1 | | |
| Lidbert, Russell D., Sr. | | | | | | | 1 | | | | | | | | | | | | | | | | | | | | | | | | | | | | 1 | | |
| Sanders, Wanda | | | | | | | | | | | 1 | | | | | | | | | | | | | | | | | | | | | | | | 1 | | |
| Parks, Helga S. | | | | | | | | | | | 1 | | | | | | | | | | | | | | | | | | | | | | | | 1 | | |
| Anderson, Becky | | | | | | | | | | | | | | | | | | 3 | | | | | | | | | | | | | | | | | 3 | | |
| Anderson, Mark | | | | | | | | | | | | | | | | | | 1 | | | | | | | | | | | | | | | | | 1 | | |
| Jordan, Rhonda | | | | | | | | | | | | | | | | | | | 1 | | | | | | | | | | | | | | | | 1 | | |
| Newman, Alfred E. | | | | | | | | | | | | | | | | | | | 1 | | | | | | | | | | | | | | | | 1 | | |

Return of REPUBLICAN PRIMARY Election, Held in Colorado County, Texas

On the 12th day of MARCH

1996

| Office | Names of Candidates | Location and Number of Election Precinct | | | | | | | | | | | | | | | | | | | | Total No. Votes Cast | Majority | REMARKS |
|-----------------------|---------------------|------------------------------------------|---------|--------|---------|------|-------------|----------|---------|--------|----------|------------|--------|-----------|-------|----------|----------|------------|----------------|--------------|---|----------------------|----------|---------|
| | | COLUMBUS | GLIDDEN | ALTAIR | GARWOOD | NADA | ROCK ISLAND | SHERIDAN | OAKLAND | WEIMAR | BUESCHER | SHAWS BEND | BRUSHY | FRELSBURG | MENTZ | BERNARDO | ALLEYTON | EAGLE LAKE | NORTH COLUMBUS | EARLY VOTING | | | | |
| PRECINCT CHAIR | | | | | | | | | | | | | | | | | | | | | | | | |
| EARLY VOTING | | | | | | | | | | | | | | | | | | | | | | | | |
| Classcock, Walter | | 1 | | | | | | | | | | | | | | | | | | | 1 | | | |
| Ledberg, Russell, Sr. | | | | | | 1 | | | | | | | | | | | | | | | 1 | | | |
| Reeves, Vera | | | | | | 1 | | | | | | | | | | | | | | | 1 | | | |
| Barnett, Natalie | | | | | | | | | | | | | | | | 1 | | | | | 1 | | | |
| Moore, Pam | | | | | | | | | | | | | | | | 1 | | | | | 1 | | | |
| Becker, James L. | | | | | | | | | | | | | | | | | | 1 | | | 1 | | | |
| | | | | | | | | | | | | | | | | | | | | | | | | |

I, Jean Ellis, the County Chairman of the Republican Party of Colorado County, Texas, served as canvassing agent to canvass the Republican Primary Election of March 12, 1996.

I certify that the figures on the preceding pages correspond with the figures on the returns as of this date, March 14 1996

Jean Ellis
Jean Ellis, Colorado County
Republican Chairman

Recorded the 13th day of March
DARLENE HAYEK, County Clerk

A.D. 1996 at 3:15 o'clock P. M.
By *Shirley Sherwood* Deputy.

COLORADO COUNTY, TEXAS
PRIMARY RUNOFF APRIL 9, 1996

| | | | |
|----------------------------------------|---------------------|----------|---------|
| | Total Number Voting | 1019 | |
| | Precincts Reporting | 18 of 18 | 100.00% |
| | | | |
| REP. U.S. REPRESENTATIVE DIST. 14 | | | |
| GREG LAUGHLIN | 250 | 54.22% | |
| RON PAUL | 209 | 45.33% | |
| | | | |
| | Total Votes Cast | 461 | |
| | Number Under Votes | 2 | .43% |
| | Number Over Votes | 0 | .0% |
| | | | |
| REP. CRIMINAL APPEALS JUDGE PLACE 1 | | | |
| SUE HOLLAND | 257 | 55.74% | |
| JAMES (DANIEL) BOONE | 119 | 25.81% | |
| | | | |
| | Total Votes Cast | 461 | |
| | Number Under Votes | 85 | 18.43% |
| | Number Over Votes | 0 | .0% |
| | | | |
| REP. CRIMINAL APPEALS JUDGE PLACE 2 | | | |
| PAUL WOMACK | 261 | 56.61% | |
| PAT BARBER | 85 | 18.43% | |
| | | | |
| | Total Votes Cast | 461 | |
| | Number Under Votes | 115 | 24.94% |
| | Number Over Votes | 0 | .0% |
| | | | |
| REP. CRIMINAL APPEALS JUDGE PLACE 3 | | | |
| TOM PRICE | 248 | 53.79% | |
| CHERYL A. JOHNSON | 104 | 22.55% | |
| | | | |
| | Total Votes Cast | 461 | |
| | Number Under Votes | 109 | 23.64% |
| | Number Over Votes | 0 | .0% |
| | | | |
| REP. STATE BOARD OF EDUCATION DIST. 10 | | | |
| CHARLIE WEAVER | 235 | 50.97% | |
| CYNTHIA A. THORNTON | 125 | 27.11% | |
| | | | |
| | Total Votes Cast | 461 | |
| | Number Under Votes | 101 | 21.90% |
| | Number Over Votes | 0 | .0% |
| | | | |
| REP. STATE REPRESENTATIVE DIST. 28 | | | |
| CHIP RAYBURN | 274 | 59.43% | |
| DON LOUCKS | 162 | 35.14% | |
| | | | |
| | Total Votes Cast | 461 | |
| | Number Under Votes | 25 | 5.42% |
| | Number Over Votes | 0 | .0% |

REP. APPEALS COURT JUSTICE DIST. 1 P2

| | | |
|-----------------|-----|--------|
| DANIEL W. LEEDY | 211 | 45.77% |
| JIM GIESEKE | 127 | 27.54% |

.....

| | | |
|--------------------|-----|--------|
| Total Votes Cast | 461 | |
| Number Under Votes | 123 | 26.68% |
| Number Over Votes | 0 | .0% |

DEM. U.S. SENATOR

| | | |
|-------------------|-----|--------|
| JOHN BRYANT | 285 | 51.07% |
| VICTOR M. MORALES | 271 | 48.56% |

.....

| | | |
|--------------------|-----|------|
| Total Votes Cast | 558 | |
| Number Under Votes | 2 | .35% |
| Number Over Votes | 0 | .0% |

DEM. CRIMINAL APPEALS JUDGE PLACE 2

| | | |
|-----------------|-----|--------|
| CHARLES HOLCOMB | 300 | 53.76% |
| GARY TAYLOR | 185 | 33.15% |

.....

| | | |
|--------------------|-----|--------|
| Total Votes Cast | 558 | |
| Number Under Votes | 72 | 12.90% |
| Number Over Votes | 1 | .17% |

TOTAL BALLOTS CAST 1019

| | |
|----------------------|-----|
| TOTAL TYPE 1 BALLOTS | 461 |
| TOTAL TYPE 2 BALLOTS | 558 |

COLORADO COUNTY, TEXAS
PRIMARY RUNOFF APRIL 9, 1996

| | | | |
|----------------------------------------|---------------------|---------|--------|
| | Total Number Voting | 94 | |
| | Precincts Reporting | 0 of 18 | . 0% |
| | | | |
| REP. U.S. REPRESENTATIVE DIST. 14 | | | |
| GREG LAUGHLIN | 24 | 41.37% | |
| RON PAUL | 33 | 56.89% | |
| | | | |
| | Total Votes Cast | 58 | |
| | Number Under Votes | 1 | 1.72% |
| | Number Over Votes | 0 | . 0% |
| | | | |
| REP. CRIMINAL APPEALS JUDGE PLACE 1 | | | |
| SUE HOLLAND | 36 | 62.06% | |
| JAMES (DANIEL) BOONE | 13 | 22.41% | |
| | | | |
| | Total Votes Cast | 58 | |
| | Number Under Votes | 9 | 15.51% |
| | Number Over Votes | 0 | . 0% |
| | | | |
| REP. CRIMINAL APPEALS JUDGE PLACE 2 | | | |
| PAUL WOMACK | 33 | 56.89% | |
| PAT BARBER | 14 | 24.13% | |
| | | | |
| | Total Votes Cast | 58 | |
| | Number Under Votes | 11 | 18.96% |
| | Number Over Votes | 0 | . 0% |
| | | | |
| REP. CRIMINAL APPEALS JUDGE PLACE 3 | | | |
| TOM PRICE | 27 | 46.55% | |
| CHERYL A. JOHNSON | 17 | 29.31% | |
| | | | |
| | Total Votes Cast | 58 | |
| | Number Under Votes | 14 | 24.13% |
| | Number Over Votes | 0 | . 0% |
| | | | |
| REP. STATE BOARD OF EDUCATION DIST. 10 | | | |
| CHARLIE WEAVER | 23 | 39.65% | |
| CYNTHIA A. THORNTON | 22 | 37.93% | |
| | | | |
| | Total Votes Cast | 58 | |
| | Number Under Votes | 13 | 22.41% |
| | Number Over Votes | 0 | . 0% |
| | | | |
| REP. STATE REPRESENTATIVE DIST. 28 | | | |
| CHIP RAYBURN | 33 | 56.89% | |
| DON LOUCKS | 25 | 43.10% | |
| | | | |
| | Total Votes Cast | 58 | |
| | Number Under Votes | 0 | . 0% |
| | Number Over Votes | 0 | . 0% |

REP. APPEALS COURT JUSTICE DIST. 1 P2

DANIEL W. LEEDY 24 41.37%
JIM GIESEKE 20 34.48%

.....
Total Votes Cast 58
Number Under Votes 14 24.13%
Number Over Votes 0 . 0%

DEM. U.S. SENATOR

JOHN BRYANT 15 41.66%
VICTOR M. MORALES 21 58.33%

.....
Total Votes Cast 36
Number Under Votes 0 . 0%
Number Over Votes 0 . 0%

DEM. CRIMINAL APPEALS JUDGE PLACE 2

CHARLES HOLCOMB 22 61.11%
GARY TAYLOR 11 30.55%

.....
Total Votes Cast 36
Number Under Votes 3 8.33%
Number Over Votes 0 . 0%

TOTAL BALLOTS CAST 94

TOTAL TYPE 1 BALLOTS 58
TOTAL TYPE 2 BALLOTS 36

I, Jean Ellis, the County Chairman of the Republican Party of Colorado County, Texas served as canvassing agent to canvas the Republican Primary Runoff Election of April 9, 1996.

I, George Cason, the County Chairman of the Democratic Party of Colorado County, Texas, served as canvassing agent to canvas the Democratic Primary Runoff Election of April 9, 1996.

I certify that the figures on the preceding pages correspond with the figures on the returns.

I certify that the figures on the preceding pages correspond with the figures on the returns.

WITNESS MY HAND THIS 12th DAY OF APRIL, 1996.

WITNESS MY HAND THIS 12th DAY OF APRIL, 1996.

Jean Ellis
Jean Ellis, Colorado County
Republican Chair

George Cason
George Cason, Colorado County
Democratic Chairman

Recorded the 10th day of April
DARLENE HAYEK, County Clerk

A.D. 1996 at 1:00 o'clock P. M.
By Shirley Sherwood Deputy.

11/05

**COLORADO COUNTY, TEXAS
GENERAL ELECTION NOVEMBER 5, 1996**

EVIDENCE PAGE 07 33

Total Number Voting 6855
Precincts Reporting 18 of 18 100.00%

Straight Party
 Republican -R 800 11.67%
 Democratic -D 1341 19.56%
 Libertarian -L 18 .26%
 Natural Law -NL 11 .16%
 U.S. Taxpayers -UST 35 .51%

 Total Votes Cast 6855
 Number Under Votes 4650 67.83%
 Number Over Votes 0 .0%

President and Vice President
 Dole/Kemp -R 3381 49.32%
 Clinton/Gore -D 2795 40.77%
 Browne/Jorgensen -L 14 .20%
 Hagelin/Tompkins -NL 3 .4%
 Phillips/Titus -UST 8 .11%
 Perot/Campbell -I 574 8.37%
 ----- 0 .0%

 Total Votes Cast 6855
 Number Under Votes 76 1.10%
 Number Over Votes 4 .5%

U.S. Senator
 Phil Gramm -R 3855 56.23%
 Victor M. Morales -D 2782 40.58%
 Michael Bird -L 39 .56%
 John Huff -NL 13 .18%

 Total Votes Cast 6855
 Number Under Votes 165 2.40%
 Number Over Votes 1 .1%

U.S. Representative Dist. 14
 Ron Paul -R 3287 47.95%
 Charles (Lefty) Morris -D 3179 46.37%
 Ed Fasanella -NL 33 .48%

 Total Votes Cast 6855
 Number Under Votes 354 5.16%
 Number Over Votes 2 .2%

Railroad Commissioner
 Carole Keeton Rylander -R 3895 56.81%
 Hector Uribe -D 2208 32.21%
 Rick Draheim -L 111 1.61%
 Paul Pigue -NL 43 .62%

 Total Votes Cast 6855
 Number Under Votes 598 8.72%
 Number Over Votes 0 .0%

Supreme Court Chief Justice
 Tom Phillips -R 3473 50.66%
 Andrew Jackson Kupper -D 2434 35.50%
 David Parker -L 137 1.99%

 Total Votes Cast 6855
 Number Under Votes 810 11.81%
 Number Over Votes 1 .1%

Supreme Court Justice Place 1

| | | |
|--------------------|------|--------|
| John Cornyn -R | 2888 | 42.12% |
| Patrice Barron -D | 2863 | 41.76% |
| Thomas Stults -L | 125 | 1.82% |
| | | |
| Total Votes Cast | 6855 | |
| Number Under Votes | 979 | 14.28% |
| Number Over Votes | 0 | . 0% |

Supreme Court Justice Place 2

| | | |
|--------------------|------|--------|
| James A. Baker -R | 3170 | 46.24% |
| Gene Kelly -D | 2655 | 38.73% |
| Eileen Flume -L | 159 | 2.31% |
| | | |
| Total Votes Cast | 6855 | |
| Number Under Votes | 870 | 12.69% |
| Number Over Votes | 1 | . 1% |

Supreme Court Justice Place 3 Unexp.

| | | |
|--------------------|------|--------|
| Greg Abbott -R | 3846 | 56.10% |
| John B. Hawley -L | 697 | 10.16% |
| | | |
| Total Votes Cast | 6855 | |
| Number Under Votes | 2312 | 33.72% |
| Number Over Votes | 0 | . 0% |

Criminal Appeals Court Judge Place 1

| | | |
|--------------------|------|--------|
| Sue Holland -R | 3226 | 47.06% |
| Bob Perkins -D | 2608 | 38.04% |
| | | |
| Total Votes Cast | 6855 | |
| Number Under Votes | 1021 | 14.89% |
| Number Over Votes | 0 | . 0% |

Criminal Appeals Court Judge Place 2

| | | |
|--------------------|------|--------|
| Paul Womack -R | 3008 | 43.88% |
| Charles Holcomb -D | 2814 | 41.05% |
| | | |
| Total Votes Cast | 6855 | |
| Number Under Votes | 1033 | 15.06% |
| Number Over Votes | 0 | . 0% |

Criminal Appeals Court Judge Place 3

| | | |
|--------------------|------|--------|
| Tom Price -R | 3024 | 44.11% |
| Frank Maloney -D | 2813 | 41.03% |
| | | |
| Total Votes Cast | 6855 | |
| Number Under Votes | 1018 | 14.85% |
| Number Over Votes | 0 | . 0% |

State Board of Education Member Dist. 10

| | | |
|---------------------------|------|--------|
| Charlie Weaver -R | 3052 | 44.52% |
| Will Davis -D | 2702 | 39.41% |
| Catherine L. Randolph -NL | 270 | 3.93% |
| | | |
| Total Votes Cast | 6855 | |
| Number Under Votes | 831 | 12.12% |
| Number Over Votes | 0 | . 0% |

| | | |
|---------------------------------------|------|--------|
| State Representative Dist. 28 | | |
| Chip Rayburn -R | 2633 | 38.40% |
| Robert L. (Robby) Cook -D | 3923 | 57.22% |
| | | |
| Total Votes Cast | 6855 | |
| Number Under Votes | 299 | 4.36% |
| Number Over Votes | 0 | . 0% |
| | | |
| Appeals Court Chief Justice Dist. 1 | | |
| Michael (Mike) Schneider -R | 3405 | 49.67% |
| Joe Draughn -D | 2443 | 35.63% |
| | | |
| Total Votes Cast | 6855 | |
| Number Under Votes | 1007 | 14.69% |
| Number Over Votes | 0 | . 0% |
| | | |
| Appeals Court Chief Justice Dist. 14 | | |
| Paul C. Murphy -R | 2889 | 42.14% |
| Cynthia Owens -D | 2913 | 42.49% |
| | | |
| Total Votes Cast | 6855 | |
| Number Under Votes | 1053 | 15.36% |
| Number Over Votes | 0 | . 0% |
| | | |
| Appeals Court Justice Dist. 1 Place 1 | | |
| Sam Nuchia -R | 3105 | 45.29% |
| George Ellis -D | 2839 | 41.41% |
| | | |
| Total Votes Cast | 6855 | |
| Number Under Votes | 911 | 13.28% |
| Number Over Votes | 0 | . 0% |
| | | |
| Appeals Court Justice Dist. 1 Place 2 | | |
| Jim Gieseke -R | 2711 | 39.54% |
| Margaret B. Mirabal -D | 3071 | 44.79% |
| | | |
| Total Votes Cast | 6855 | |
| Number Under Votes | 1073 | 15.65% |
| Number Over Votes | 0 | . 0% |
| | | |
| Appeals Court Justice Dist. 14 | | |
| Harriet O'Neill -R | 3121 | 45.52% |
| Dalia Stokes -D | 2629 | 38.35% |
| | | |
| Total Votes Cast | 6855 | |
| Number Under Votes | 1105 | 16.11% |
| Number Over Votes | 0 | . 0% |
| | | |
| District Judge 2nd 25th Judicial | | |
| Gus J. Strauss -D | 4810 | 70.16% |
| | | |
| Total Votes Cast | 6855 | |
| Number Under Votes | 2045 | 29.83% |
| Number Over Votes | 0 | . 0% |
| | | |
| District Judge Dist. 25 | | |
| Dwight E. Peschel -R | 4404 | 64.24% |
| | | |
| Total Votes Cast | 6855 | |
| Number Under Votes | 2451 | 35.75% |
| Number Over Votes | 0 | . 0% |

WVOT

07 PAGE 35

| | | |
|-------------------------------|------|--------|
| District Attorney Dist. 25 | | |
| W. C. (Bud) Kirkendall -R | 4389 | 64.02% |
| | | |
| Total Votes Cast | 6855 | |
| Number Under Votes | 2466 | 35.97% |
| Number Over Votes | 0 | . 0% |
| County Attorney | | |
| John Julian Moore -D | 4781 | 69.74% |
| | | |
| Total Votes Cast | 6855 | |
| Number Under Votes | 2074 | 30.25% |
| Number Over Votes | 0 | . 0% |
| Sheriff | | |
| Tom Fleming -R | 2186 | 31.88% |
| R. H. (Curly) Wied -D | 4510 | 65.79% |
| | | |
| Total Votes Cast | 6855 | |
| Number Under Votes | 159 | 2.31% |
| Number Over Votes | 0 | . 0% |
| County Tax Assessor-Collector | | |
| Mary Jane Poenitzsch -D | 5129 | 74.82% |
| | | |
| Total Votes Cast | 6855 | |
| Number Under Votes | 1726 | 25.17% |
| Number Over Votes | 0 | . 0% |
| County Commissioner Pct. 1 | | |
| Richard Seifert -D | 1453 | 76.23% |
| | | |
| Total Votes Cast | 1906 | |
| Number Under Votes | 453 | 23.76% |
| Number Over Votes | 0 | . 0% |
| County Commissioner Pct. 3 | | |
| Tommy Hahn -R | 991 | 50.27% |
| Glenn Weishuhn -D | 945 | 47.94% |
| | | |
| Total Votes Cast | 1971 | |
| Number Under Votes | 34 | 1.72% |
| Number Over Votes | 1 | . 5% |
| Constable Pct. 1 | | |
| Lawrence A. Berger -D | 1455 | 76.33% |
| | | |
| Total Votes Cast | 1906 | |
| Number Under Votes | 451 | 23.66% |
| Number Over Votes | 0 | . 0% |
| Constable Pct. 2 | | |
| Russell W. Dunn -R | 686 | 40.42% |
| Lonnie Hinze -D | 834 | 49.14% |
| | | |
| Total Votes Cast | 1697 | |
| Number Under Votes | 177 | 10.43% |
| Number Over Votes | 0 | . 0% |

| | | |
|--------------------|------|--------|
| Constable Pct. 3 | | |
| Ivan V. Menke -D | 1423 | 72.19% |
| | | |
| Total Votes Cast | 1971 | |
| Number Under Votes | 548 | 27.80% |
| Number Over Votes | 0 | . 0% |

| | | |
|---------------------|------|--------|
| Constable Pct. 4 | | |
| Wilfred Luedecke -D | 955 | 74.55% |
| | | |
| Total Votes Cast | 1281 | |
| Number Under Votes | 326 | 25.44% |
| Number Over Votes | 0 | . 0% |

| | |
|----------------------|------|
| TOTAL BALLOTS CAST | 6855 |
| TOTAL TYPE 1 BALLOTS | 6855 |

EYOL
 07
 PAGE
 37

11-5-96 *[Signature]*

Early Voting

COLORADO COUNTY, TEXAS
GENERAL ELECTION NOVEMBER 5, 1996

VOL 07 PAGE 38

Total Number Voting 925
Precincts Reporting 0 of 18 . 0%

Straight Party

Republican -R 200 21.62%
Democratic -D 172 18.59%
Libertarian -L 1 .10%
Natural Law -NL 0 . 0%
U.S. Taxpayers -UST 2 .21%

.....
Total Votes Cast 925
Number Under Votes 550 59.45%
Number Over Votes 0 . 0%

President and Vice President

Dole/Kemp -R 551 59.56%
Clinton/Gore -D 332 35.89%
Browne/Jorgensen -L 1 .10%
Hagelin/Tompkins -NL 0 . 0%
Phillips/Titus -UST 1 .10%
Perot/Campbell -I 30 3.24%
----- 0 . 0%

.....
Total Votes Cast 925
Number Under Votes 10 1.08%
Number Over Votes 0 . 0%

U.S. Senator

Phil Gramm -R 592 64.00%
Victor M. Morales -D 310 33.51%
Michael Bird -L 3 .32%
John Huff -NL 1 .10%

.....
Total Votes Cast 925
Number Under Votes 19 2.05%
Number Over Votes 0 . 0%

U.S. Representative Dist. 14

Ron Paul -R 538 58.16%
Charles (Lefty) Morris -D 340 36.75%
Ed Fasanella -NL 3 .32%

.....
Total Votes Cast 925
Number Under Votes 44 4.75%
Number Over Votes 0 . 0%

Railroad Commissioner

Carole Keeton Rylander -R 575 62.16%
Hector Uribe -D 270 29.18%
Rick Draheim -L 17 1.83%
Paul Pigue -NL 2 .21%

.....
Total Votes Cast 925
Number Under Votes 61 6.59%
Number Over Votes 0 . 0%

| | | |
|-----------------------------|-----|--------|
| Supreme Court Chief Justice | | |
| Tom Phillips -R | 544 | 58.81% |
| Andrew Jackson Kupper -D | 283 | 30.59% |
| David Parker -L | 15 | 1.62% |

| | | |
|--------------------|-----|-------|
| | | |
| Total Votes Cast | 925 | |
| Number Under Votes | 83 | 8.97% |
| Number Over Votes | 0 | . 0% |

| | | |
|-------------------------------|-----|--------|
| Supreme Court Justice Place 1 | | |
| John Cornyn -R | 478 | 51.67% |
| Patrice Barron -D | 329 | 35.56% |
| Thomas Stults -L | 11 | 1.18% |

| | | |
|--------------------|-----|--------|
| | | |
| Total Votes Cast | 925 | |
| Number Under Votes | 107 | 11.56% |
| Number Over Votes | 0 | . 0% |

| | | |
|-------------------------------|-----|--------|
| Supreme Court Justice Place 2 | | |
| James A. Baker -R | 499 | 53.94% |
| Gene Kelly -D | 315 | 34.05% |
| Eileen Flume -L | 20 | 2.16% |

| | | |
|--------------------|-----|-------|
| | | |
| Total Votes Cast | 925 | |
| Number Under Votes | 91 | 9.83% |
| Number Over Votes | 0 | . 0% |

| | | |
|--------------------------------------|-----|--------|
| Supreme Court Justice Place 3 Unexp. | | |
| Greg Abbott -R | 583 | 63.02% |
| John B. Hawley -L | 66 | 7.13% |

| | | |
|--------------------|-----|--------|
| | | |
| Total Votes Cast | 925 | |
| Number Under Votes | 276 | 29.83% |
| Number Over Votes | 0 | . 0% |

| | | |
|--------------------------------------|-----|--------|
| Criminal Appeals Court Judge Place 1 | | |
| Sue Holland -R | 532 | 57.51% |
| Bob Perkins -D | 288 | 31.13% |

| | | |
|--------------------|-----|--------|
| | | |
| Total Votes Cast | 925 | |
| Number Under Votes | 105 | 11.35% |
| Number Over Votes | 0 | . 0% |

| | | |
|--------------------------------------|-----|--------|
| Criminal Appeals Court Judge Place 2 | | |
| Paul Womack -R | 506 | 54.70% |
| Charles Holcomb -D | 306 | 33.08% |

| | | |
|--------------------|-----|--------|
| | | |
| Total Votes Cast | 925 | |
| Number Under Votes | 113 | 12.21% |
| Number Over Votes | 0 | . 0% |

Criminal Appeals Court Judge Place 3

| | | |
|------------------|-----|--------|
| Tom Price -R | 517 | 55.89% |
| Frank Maloney -D | 303 | 32.75% |

| | | |
|--------------------|-----|--------|
| | | |
| Total Votes Cast | 925 | |
| Number Under Votes | 105 | 11.35% |
| Number Over Votes | 0 | . 0% |

State Board of Education Member Dist. 10

| | | |
|---------------------------|-----|--------|
| Charlie Weaver -R | 507 | 54.81% |
| Will Davis -D | 299 | 32.32% |
| Catherine L. Randolph -NL | 28 | 3.02% |

| | | |
|--------------------|-----|-------|
| | | |
| Total Votes Cast | 925 | |
| Number Under Votes | 91 | 9.83% |
| Number Over Votes | 0 | . 0% |

State Representative Dist. 28

| | | |
|---------------------------|-----|--------|
| Chip Rayburn -R | 452 | 48.86% |
| Robert L. (Robby) Cook -D | 441 | 47.67% |

| | | |
|--------------------|-----|-------|
| | | |
| Total Votes Cast | 925 | |
| Number Under Votes | 32 | 3.45% |
| Number Over Votes | 0 | . 0% |

Appeals Court Chief Justice Dist. 1

| | | |
|-----------------------------|-----|--------|
| Michael (Mike) Schneider -R | 534 | 57.72% |
| Joe Draughn -D | 278 | 30.05% |

| | | |
|--------------------|-----|--------|
| | | |
| Total Votes Cast | 925 | |
| Number Under Votes | 113 | 12.21% |
| Number Over Votes | 0 | . 0% |

Appeals Court Chief Justice Dist. 14

| | | |
|-------------------|-----|--------|
| Paul C. Murphy -R | 482 | 52.10% |
| Cynthia Owens -D | 329 | 35.56% |

| | | |
|--------------------|-----|--------|
| | | |
| Total Votes Cast | 925 | |
| Number Under Votes | 114 | 12.32% |
| Number Over Votes | 0 | . 0% |

Appeals Court Justice Dist. 1 Place 1

| | | |
|-----------------|-----|--------|
| Sam Nuchia -R | 512 | 55.35% |
| George Ellis -D | 315 | 34.05% |

| | | |
|--------------------|-----|--------|
| | | |
| Total Votes Cast | 925 | |
| Number Under Votes | 98 | 10.59% |
| Number Over Votes | 0 | . 0% |

Appeals Court Justice Dist. 1 Place 2

| | | |
|------------------------|-----|--------|
| Jim Gieseke -R | 482 | 52.10% |
| Margaret G. Mirabal -D | 334 | 36.10% |

| | | |
|--------------------|-----|--------|
| | | |
| Total Votes Cast | 925 | |
| Number Under Votes | 109 | 11.78% |
| Number Over Votes | 0 | . 0% |

| | | |
|----------------------------------|-----|--------|
| Appeals' Court Justice Dist. 14 | | |
| Harriet O'Neill -R | 510 | 55.13% |
| Dalia Stokes -D | 299 | 32.32% |
| | | |
| Total Votes Cast | 925 | |
| Number Under Votes | 116 | 12.54% |
| Number Over Votes | 0 | . 0% |
| District Judge 2nd 25th Judicial | | |
| Gus J. Strauss -D | 563 | 60.86% |
| | | |
| Total Votes Cast | 925 | |
| Number Under Votes | 362 | 39.13% |
| Number Over Votes | 0 | . 0% |
| District Judge Dist. 25 | | |
| Dwight E. Peschel -R | 632 | 68.32% |
| | | |
| Total Votes Cast | 925 | |
| Number Under Votes | 293 | 31.67% |
| Number Over Votes | 0 | . 0% |
| District Attorney Dist. 25 | | |
| W. C. (Bud) Kirkendall -R | 615 | 66.48% |
| | | |
| Total Votes Cast | 925 | |
| Number Under Votes | 310 | 33.51% |
| Number Over Votes | 0 | . 0% |
| County Attorney | | |
| John Julian Moore -D | 571 | 61.72% |
| | | |
| Total Votes Cast | 925 | |
| Number Under Votes | 354 | 38.27% |
| Number Over Votes | 0 | . 0% |
| Sheriff | | |
| Tom Fleming -R | 402 | 43.45% |
| R. H. (Curly) Wied -D | 493 | 53.29% |
| | | |
| Total Votes Cast | 925 | |
| Number Under Votes | 30 | 3.24% |
| Number Over Votes | 0 | . 0% |
| County Tax Assessor-Collector | | |
| Mary Jane Poenitzsch -D | 604 | 65.29% |
| | | |
| Total Votes Cast | 925 | |
| Number Under Votes | 321 | 34.70% |
| Number Over Votes | 0 | . 0% |
| County Commissioner Pct. 1 | | |
| Richard Seifert -D | 174 | 63.50% |
| | | |
| Total Votes Cast | 274 | |
| Number Under Votes | 100 | 36.49% |
| Number Over Votes | 0 | . 0% |

RYOL 07 PAGE 41

| | | |
|----------------------------|-----|--------|
| County Commissioner Pct. 3 | | |
| Tommy Hahn -R | 212 | 66.25% |
| Glenn Weishuhn -D | 103 | 32.18% |
| | | |
| Total Votes Cast | 320 | |
| Number Under Votes | 4 | 1.25% |
| Number Over Votes | 1 | .31% |
| Constable Pct. 1 | | |
| Lawrence A. Berger -D | 172 | 62.77% |
| | | |
| Total Votes Cast | 274 | |
| Number Under Votes | 102 | 37.22% |
| Number Over Votes | 0 | .0% |
| Constable Pct. 2 | | |
| Russell W. Dunn -R | 95 | 45.67% |
| Lonnie Hinze -D | 95 | 45.67% |
| | | |
| Total Votes Cast | 208 | |
| Number Under Votes | 18 | 8.65% |
| Number Over Votes | 0 | .0% |
| Constable Pct. 3 | | |
| Ivan V. Menke -D | 193 | 60.31% |
| | | |
| Total Votes Cast | 320 | |
| Number Under Votes | 127 | 39.68% |
| Number Over Votes | 0 | .0% |
| Constable Pct. 4 | | |
| Wilfred Luedecke -D | 88 | 71.54% |
| | | |
| Total Votes Cast | 123 | |
| Number Under Votes | 35 | 28.45% |
| Number Over Votes | 0 | .0% |
| TOTAL BALLOTS CAST | 925 | |
| TOTAL TYPE 1 BALLOTS | 925 | |

NOV 07 PM 4:2

Recorded the *8th* day of *Nov* - A.D. 1996 at *3:15* o'clock *P. M.*
 DARLENE HAYEK, County Clerk By *Shirley Sherwood* Deputy.

I, the County Judge of Colorado County, Texas met with the Commissioners' Court sitting as canvassing board to canvass the "GENERAL ELECTION" of November 5, 1996.

I certify that on this date November 12, 1996, the figures of the AIS tabulations correspond with the figures on the returns.


 Vince Slominski, Colorado County Judge

COLORADO COUNTY, TEXAS
 SPECIAL ELECTION AUGUST 9, 1997

| | | |
|------------------------------------|--------|--------|
| Total Number Voting | 141 | |
| Precincts Reporting | 0 of 9 | . 0% |
| NO. 1 - SCHOOL PROPERTY TAX RELIEF | | |
| FOR | 135 | 95.74% |
| AGAINST | 5 | 3.54% |
| | | |
| Total Votes Cast | 141 | |
| Number Under Votes | 1 | .70% |
| Number Over Votes | 0 | . 0% |
| TOTAL BALLOTS CAST | 141 | |
| TOTAL TYPE 1 BALLOTS | 141 | |

7 PAGE A2-A

| | TOTAL | -1- | -2- | -3- | -4- | -5- |
|------------------------|-------|-----|-----|-----|-----|-----|
| 001 PRECINCT 1,2 | 0 | 0 | 0 | 0 | 0 | 0 |
| 002 PRECINCT 3,17 | 0 | 0 | 0 | 0 | 0 | 0 |
| 003 PRECINCT 4,5 | 0 | 0 | 0 | 0 | 0 | 0 |
| 004 PRECINCT 6,7 | 0 | 0 | 0 | 0 | 0 | 0 |
| 005 PRECINCT 8,9 | 0 | 0 | 0 | 0 | 0 | 0 |
| 006 PRECINCT 10,11,12 | 0 | 0 | 0 | 0 | 0 | 0 |
| 007 PRECINCT 13 | 0 | 0 | 0 | 0 | 0 | 0 |
| 008 PRECINCT 14,15 | 0 | 0 | 0 | 0 | 0 | 0 |
| 009 PRECINCT 16,18 | 0 | 0 | 0 | 0 | 0 | 0 |
| 001 ABSENTEE 1,2 | 42 | 42 | 0 | 0 | 0 | 0 |
| 002 ABSENTEE 3,17 | 7 | 7 | 0 | 0 | 0 | 0 |
| 003 ABSENTEE 4,5 | 8 | 8 | 0 | 0 | 0 | 0 |
| 004 ABSENTEE 6,7 | 25 | 25 | 0 | 0 | 0 | 0 |
| 005 ABSENTEE 8,9 | 16 | 16 | 0 | 0 | 0 | 0 |
| 006 ABSENTEE 10,11,12 | 20 | 20 | 0 | 0 | 0 | 0 |
| 007 ABSENTEE 13 | 4 | 4 | 0 | 0 | 0 | 0 |
| 008 ABSENTEE 14,15 | 1 | 1 | 0 | 0 | 0 | 0 |
| 009 ABSENTEE 16,18 | 18 | 18 | 0 | 0 | 0 | 0 |
| TOTAL OF ALL PRECINCTS | 141 | 141 | 0 | 0 | 0 | 0 |

COLORADO COUNTY, TEXAS
SPECIAL ELECTION AUGUST 9, 1997

| | | | | | |
|------------------------------------|------|------|---------|--|--|
| Total Number Voting | | 1462 | | | |
| Precincts Reporting | 9 of | 9 | 100.00% | | |
| NO. 1 - SCHOOL PROPERTY TAX RELIEF | | | | | |
| FOR | | 1405 | 96.10% | | |
| AGAINST | | 55 | 3.76% | | |
| | | | | | |
| Total Votes Cast | | 1462 | | | |
| Number Under Votes | | 2 | .13% | | |
| Number Over Votes | | 0 | .0% | | |
| | | | | | |
| TOTAL BALLOTS CAST | | 1462 | | | |
| TOTAL TYPE 1 BALLOTS | | 1462 | | | |

1401
 7
 PAGE
 43

| | TOTAL | -1- | -2- | -3- | -4- | -5- |
|------------------------|-------|------|-----|-----|-----|-----|
| 001 PRECINCT 1,2 | 197 | 197 | 0 | 0 | 0 | 0 |
| 002 PRECINCT 3,17 | 199 | 199 | 0 | 0 | 0 | 0 |
| 003 PRECINCT 4,5 | 123 | 123 | 0 | 0 | 0 | 0 |
| 004 PRECINCT 6,7 | 86 | 86 | 0 | 0 | 0 | 0 |
| 005 PRECINCT 8,9 | 294 | 294 | 0 | 0 | 0 | 0 |
| 006 PRECINCT 10,11,12 | 119 | 119 | 0 | 0 | 0 | 0 |
| 007 PRECINCT 13 | 106 | 106 | 0 | 0 | 0 | 0 |
| 008 PRECINCT 14,15 | 71 | 71 | 0 | 0 | 0 | 0 |
| 009 PRECINCT 16,18 | 126 | 126 | 0 | 0 | 0 | 0 |
| 001 ABSENTEE 1,2 | 42 | 42 | 0 | 0 | 0 | 0 |
| 002 ABSENTEE 3,17 | 7 | 7 | 0 | 0 | 0 | 0 |
| 003 ABSENTEE 4,5 | 8 | 8 | 0 | 0 | 0 | 0 |
| 004 ABSENTEE 6,7 | 25 | 25 | 0 | 0 | 0 | 0 |
| 005 ABSENTEE 8,9 | 16 | 16 | 0 | 0 | 0 | 0 |
| 006 ABSENTEE 10,11,12 | 20 | 20 | 0 | 0 | 0 | 0 |
| 007 ABSENTEE 13 | 4 | 4 | 0 | 0 | 0 | 0 |
| 008 ABSENTEE 14,15 | 1 | 1 | 0 | 0 | 0 | 0 |
| 009 ABSENTEE 16,18 | 18 | 18 | 0 | 0 | 0 | 0 |
| TOTAL OF ALL PRECINCTS | 1462 | 1462 | 0 | 0 | 0 | 0 |

STATE OF TEXAS COUNTY OF COLORADO
I hereby certify that this instrument was FILED on the
date and time stamped hereon by me; and was duly
RECORDED to the Volume and Page of the Named
RECORDS of Colorado County, Texas and stamped
hereon by me, on

AUG 20 1997



Darlene Hayer

DARLENE HAYER
COUNTY CLERK, COLORADO COUNTY, TEXAS

I, the County Judge of Colorado County, Texas met with the Commissioners' Court, sitting as canvassing board to canvass the "SPECIAL ELECTION" of August 9, 1997. I certify that on this date, August 11, 1997, the figures of the AIS tabulations correspond with the figures on the returns.

Vince Slominski
Vince Slominski, Colorado County Judge

EVOL
7
PAGE
44

COLORADO COUNTY, TEXAS
AMENDMENT ELECTION NOVEMBER 4, 1997

7 PAGE 45

| | | | | |
|--------------------------------|---------------------|--------|--------|--|
| | Total Number Voting | 1161 | | |
| | Precincts Reporting | 9 of 9 | 50.00% | |
| | | | | |
| CONSTITUTIONAL AMENDMENT NO. 1 | | | | |
| FOR | | 399 | 34.36% | |
| AGAINST | | 728 | 62.70% | |
| | | | | |
| Total Votes Cast | | 1161 | | |
| Number Under Votes | | 34 | 2.92% | |
| Number Over Votes | | 0 | . 0% | |
| | | | | |
| CONSTITUTIONAL AMENDMENT NO. 2 | | | | |
| FOR | | 777 | 66.92% | |
| AGAINST | | 337 | 29.02% | |
| | | | | |
| Total Votes Cast | | 1161 | | |
| Number Under Votes | | 46 | 3.96% | |
| Number Over Votes | | 1 | . 8% | |
| | | | | |
| CONSTITUTIONAL AMENDMENT NO. 3 | | | | |
| FOR | | 551 | 47.45% | |
| AGAINST | | 542 | 46.68% | |
| | | | | |
| Total Votes Cast | | 1161 | | |
| Number Under Votes | | 67 | 5.77% | |
| Number Over Votes | | 1 | . 8% | |
| | | | | |
| CONSTITUTIONAL AMENDMENT NO. 4 | | | | |
| FOR | | 774 | 66.66% | |
| AGAINST | | 296 | 25.49% | |
| | | | | |
| Total Votes Cast | | 1161 | | |
| Number Under Votes | | 91 | 7.83% | |
| Number Over Votes | | 0 | . 0% | |
| | | | | |
| CONSTITUTIONAL AMENDMENT NO. 5 | | | | |
| FOR | | 563 | 48.49% | |
| AGAINST | | 511 | 44.01% | |
| | | | | |
| Total Votes Cast | | 1161 | | |
| Number Under Votes | | 87 | 7.49% | |
| Number Over Votes | | 0 | . 0% | |
| | | | | |
| CONSTITUTIONAL AMENDMENT NO. 6 | | | | |
| FOR | | 420 | 36.17% | |
| AGAINST | | 668 | 57.53% | |
| | | | | |
| Total Votes Cast | | 1161 | | |
| Number Under Votes | | 73 | 6.28% | |
| Number Over Votes | | 0 | . 0% | |
| | | | | |
| CONSTITUTIONAL AMENDMENT NO. 7 | | | | |
| FOR | | 613 | 52.79% | |
| AGAINST | | 478 | 41.17% | |
| | | | | |
| Total Votes Cast | | 1161 | | |
| Number Under Votes | | 70 | 6.02% | |
| Number Over Votes | | 0 | . 0% | |

Vol 7 Page 46

| | | |
|---------------------------------|------|--------|
| CONSTITUTIONAL AMENDMENT NO. 8 | | |
| FOR | 455 | 39.19% |
| AGAINST | 687 | 59.17% |
| | | |
| Total Votes Cast | 1161 | |
| Number Under Votes | 19 | 1.63% |
| Number Over Votes | 0 | . 0% |
| CONSTITUTIONAL AMENDMENT NO. 9 | | |
| FOR | 406 | 34.96% |
| AGAINST | 605 | 52.11% |
| | | |
| Total Votes Cast | 1161 | |
| Number Under Votes | 150 | 12.91% |
| Number Over Votes | 0 | . 0% |
| CONSTITUTIONAL AMENDMENT NO. 10 | | |
| FOR | 664 | 57.19% |
| AGAINST | 415 | 35.74% |
| | | |
| Total Votes Cast | 1161 | |
| Number Under Votes | 82 | 7.06% |
| Number Over Votes | 0 | . 0% |
| CONSTITUTIONAL AMENDMENT NO. 11 | | |
| FOR | 667 | 57.45% |
| AGAINST | 415 | 35.74% |
| | | |
| Total Votes Cast | 1161 | |
| Number Under Votes | 79 | 6.80% |
| Number Over Votes | 0 | . 0% |
| CONSTITUTIONAL AMENDMENT NO. 12 | | |
| FOR | 776 | 66.83% |
| AGAINST | 314 | 27.04% |
| | | |
| Total Votes Cast | 1161 | |
| Number Under Votes | 71 | 6.11% |
| Number Over Votes | 0 | . 0% |
| CONSTITUTIONAL AMENDMENT NO. 13 | | |
| FOR | 717 | 61.75% |
| AGAINST | 378 | 32.55% |
| | | |
| Total Votes Cast | 1161 | |
| Number Under Votes | 66 | 5.68% |
| Number Over Votes | 0 | . 0% |
| CONSTITUTIONAL AMENDMENT NO. 14 | | |
| FOR | 737 | 63.47% |
| AGAINST | 365 | 31.43% |
| | | |
| Total Votes Cast | 1161 | |
| Number Under Votes | 59 | 5.08% |
| Number Over Votes | 0 | . 0% |
| TOTAL BALLOTS CAST | | |
| | 1161 | |
| TOTAL TYPE 1 BALLOTS | | |
| | 1161 | |

Nov 7 1997 19:59:26

| | TOTAL | -1- |
|------------------------|-------|------|
| 001 PRECINCT 1,2 | 178 | 178 |
| 002 PRECINCT 3,17 | 235 | 235 |
| 003 PRECINCT 4,5 | 87 | 87 |
| 004 PRECINCT 6,7 | 67 | 67 |
| 005 PRECINCT 8,9 | 151 | 151 |
| 006 PRECINCT 10,11,12 | 70 | 70 |
| 007 PRECINCT 13 | 89 | 89 |
| 008 PRECINCT 14,15 | 67 | 67 |
| 009 PRECINCT 16,18 | 132 | 132 |
| 001 ABSENTEE 1,2 | 26 | 26 |
| 002 ABSENTEE 3,17 | 10 | 10 |
| 003 ABSENTEE 4,5 | 0 | 0 |
| 004 ABSENTEE 6,7 | 8 | 8 |
| 005 ABSENTEE 8,9 | 10 | 10 |
| 006 ABSENTEE 10,11,12 | 13 | 13 |
| 007 ABSENTEE 13 | 4 | 4 |
| 008 ABSENTEE 14,15 | 3 | 3 |
| 009 ABSENTEE 16,18 | 11 | 11 |
| TOTAL OF ALL PRECINCTS | 1161 | 1161 |

-----CURRENT EVENT LOG-----

HR MN SC DY MH YR

19:59:26 11/04/97
 40:01:40 40/01/01
 16:43:55 11/04/97
 19:58:54 11/04/97
 19:58:29 11/04/97

Current Clock Time
 Time clock reset.
 Time totals zeroed.
 Report printed.
 Ballot count was 1161
 Last Precinct Seq# was 5

STATE OF TEXAS COUNTY OF COLORADO
I hereby certify that this instrument was FILED on the
date and time stamped hereon by me; and was duly
RECORDED to the Volume and Page of the Named
RECORDS of Colorado County, Texas and stamped
hereon by me, on

NOV 05 1997



Darlene Hayek

DARLENE HAYEK
COUNTY CLERK, COLORADO COUNTY, TEXAS

VOL. 7 PAGE 48

I, the County Judge of Colorado County, Texas met with the Commissioners' Court, sitting as canvassing board to canvass the "CONSTITUTIONAL AMENDMENT ELECTION" of November 4, 1997. I certify that on this date, November 10, 1997, the figures of the AIS tabulations correspond with the figures on the returns.

Vince Slominski

Vince Slominski, Colorado County Judge

COLORADO COUNTY, TEXAS
 REPUBLICAN PRIMARY MARCH 10, 1998

Rep. U.S. Representative Dist. 14
 Ron Paul 418 77.98%

 Total Votes Cast 536
 Number Under Votes 118 22.01%
 Number Over Votes 0 . 0%

Rep. Governor
 R.C. Crawford 12 2.23%
 George W. Bush 517 96.45%

 Total Votes Cast 536
 Number Under Votes 7 1.30%
 Number Over Votes 0 . 0%

Rep. Lieutenant Governor
 Rick Perry 413 77.05%

 Total Votes Cast 536
 Number Under Votes 123 22.94%
 Number Over Votes 0 . 0%

Rep. Attorney General
 Tom Pauken 76 14.17%
 John Cornyn 163 30.41%
 Barry Williamson 230 42.91%

 Total Votes Cast 536
 Number Under Votes 67 12.50%
 Number Over Votes 0 . 0%

Rep. Comptroller of Public Accounts
 Carole Keeton Rylander 392 73.13%

 Total Votes Cast 536
 Number Under Votes 144 26.86%
 Number Over Votes 0 . 0%

Rep. General Land Office Commissioner
 Jerry Patterson 141 26.30%
 Don Loucks 54 10.07%
 David Dewhurst 243 45.33%

 Total Votes Cast 536
 Number Under Votes 98 18.28%
 Number Over Votes 0 . 0%

Rep. Commissioner of Agriculture
 Susan Combs 375 69.96%
 Hamp Hodges 85 15.85%

| | | |
|--------------------|-----|--------|
| Total Votes Cast | 536 | |
| Number Under Votes | 76 | 14.17% |
| Number Over Votes | 0 | . 0% |

EVOL 07 PAGE 50

Rep. Railroad Commissioner

| | | |
|----------------|-----|--------|
| Steve Stockman | 200 | 37.31% |
| Tony Garza | 294 | 54.85% |

| | | |
|--------------------|-----|-------|
| Total Votes Cast | 536 | |
| Number Under Votes | 42 | 7.83% |
| Number Over Votes | 0 | . 0% |

Rep. Supreme Court Justice Place 1

| | | |
|----------------|-----|--------|
| Craig T. Enoch | 355 | 66.23% |
|----------------|-----|--------|

| | | |
|--------------------|-----|--------|
| Total Votes Cast | 536 | |
| Number Under Votes | 181 | 33.76% |
| Number Over Votes | 0 | . 0% |

Rep. Supreme Court Justice Place 2

| | | |
|------------------|-----|--------|
| Harriet O'Neill | 254 | 47.38% |
| Candace G. Tyson | 132 | 24.62% |

| | | |
|--------------------|-----|--------|
| Total Votes Cast | 536 | |
| Number Under Votes | 150 | 27.98% |
| Number Over Votes | 0 | . 0% |

Rep. Supreme Court Justice Place 3

| | | |
|-------------|-----|--------|
| Greg Abbott | 345 | 64.36% |
|-------------|-----|--------|

| | | |
|--------------------|-----|--------|
| Total Votes Cast | 536 | |
| Number Under Votes | 191 | 35.63% |
| Number Over Votes | 0 | . 0% |

Rep. Supreme Court Justice Place 4 Unexp

| | | |
|-------------------|-----|--------|
| Steve Smith | 104 | 34.32% |
| Deborah Hankinson | 226 | 42.16% |

| | | |
|--------------------|-----|--------|
| Total Votes Cast | 536 | |
| Number Under Votes | 126 | 23.50% |
| Number Over Votes | 0 | . 0% |

Rep. Criminal Appeals Court Judge P1

| | | |
|-------------------|-----|--------|
| David Barron | 64 | 11.94% |
| Mike Keasler | 105 | 19.58% |
| David A. Schulman | 55 | 10.26% |
| Vicki Isaacks | 70 | 13.05% |
| Lloyd W. Oliver | 64 | 11.94% |

| | | |
|--------------------|-----|--------|
| Total Votes Cast | 536 | |
| Number Under Votes | 178 | 33.20% |
| Number Over Votes | 0 | . 0% |

Rep. Criminal Appeals Court Judge P2

| | | |
|----------------------|-----|--------|
| Harvey Hudson | 83 | 15.48% |
| Jeffrey Brian Keck | 26 | 4.85% |
| John C. Moncure | 11 | 2.05% |
| Murff F. Bladsoe | 29 | 5.41% |
| Jerry E. Smith | 37 | 6.90% |
| William Harrison Ray | 25 | 4.66% |
| Forrest Lumpkin | 29 | 5.41% |
| Cheryl Johnson | 105 | 19.58% |

| | | |
|--------------------|-----|--------|
| Total Votes Cast | 536 | |
| Number Under Votes | 191 | 35.63% |
| Number Over Votes | 0 | . 0% |

Rep. Criminal Appeals Court Judge P3

Herb Hancock 201 37.50%
 Lawrence (Larry) Meyers 145 27.05%

EVOL

.....
 Total Votes Cast 536
 Number Under Votes 190 35.44%
 Number Over Votes 0 . 0%

Rep. State Senator Dist. 18

Reese Turner 381 71.08%

.....
 Total Votes Cast 536
 Number Under Votes 155 28.91%
 Number Over Votes 0 . 0%

Rep. State Representative Dist. 28

Michael Franks 370 69.02%

.....
 Total Votes Cast 536
 Number Under Votes 166 30.97%
 Number Over Votes 0 . 0%

Rep. Appeals Court Chief Justice Dist. 1

Michael (Mike) Schneider 363 67.72%

.....
 Total Votes Cast 536
 Number Under Votes 173 32.27%
 Number Over Votes 0 . 0%

Rep. Appeals Court Justice Dist. 1

Davie L. Wilson 359 66.97%

.....
 Total Votes Cast 536
 Number Under Votes 177 33.02%
 Number Over Votes 0 . 0%

Rep. Appeals Court Justice Dist. 14 P1

Don Wittig 365 68.09%

.....
 Total Votes Cast 536
 Number Under Votes 171 31.90%
 Number Over Votes 0 . 0%

Rep. Appeals Court Justice Dist. 14 P2

Leslie Brock Yates 360 67.16%

.....
 Total Votes Cast 536
 Number Under Votes 176 32.83%
 Number Over Votes 0 . 0%

Rep. County Judge
Al Jamison

425 79.29%

VOT

07 PAGE 52

.....
Total Votes Cast 536
Number Under Votes 111 20.70%
Number Over Votes 0 . 0%

Rep. County Clerk
Darlene Hayek

449 83.76%

.....
Total Votes Cast 536
Number Under Votes 87 16.23%
Number Over Votes 0 . 0%

Rep. County Commissioner Pct. 2
Herbie Helmcamp

131 90.34%

.....
Total Votes Cast 145
Number Under Votes 14 9.65%
Number Over Votes 0 . 0%

Rep. County Commissioner Pct. 4
Darrell D. Gertson

55 93.22%

.....
Total Votes Cast 59
Number Under Votes 4 6.77%
Number Over Votes 0 . 0%

Rep. Justice of the Peace Pct. 3
Chuck Glynn
Carolyn Bertsch Easton

129 63.23%

54 26.47%

.....
Total Votes Cast 204
Number Under Votes 21 10.29%
Number Over Votes 0 . 0%

Rep. County Chairman
Jean Halfmann Ellis

390 72.76%

6 1.11%

.....
Total Votes Cast 536
Number Under Votes 140 26.11%
Number Over Votes 0 . 0%

Rep. Precinct Chairman
No Declared Candidates

0 . 0%

9 18.36%

.....
Total Votes Cast 49
Number Under Votes 40 81.63%
Number Over Votes 0 . 0%

Democrat ~~REPUBLICAN~~ COLORADO COUNTY, TEXAS ~~NOV~~ 07 PAGE 53
 MARCH 10, 1998

Dem. U.S. Representative Dist. 14
 Margaret Dunn 223 9.54%
 Tom Reed 1163 49.76%
 Loy Sneary 682 29.18%
 Roger M. Elliott 59 2.52%

.....
 Total Votes Cast 2337
 Number Under Votes 210 8.98%
 Number Over Votes 0 . 0%

Dem. Governor
 Garry Mauro 1360 58.19%

.....
 Total Votes Cast 2337
 Number Under Votes 977 41.80%
 Number Over Votes 0 . 0%

Dem. Lieutenant Governor
 John Sharp 1636 70.00%

.....
 Total Votes Cast 2337
 Number Under Votes 701 29.99%
 Number Over Votes 0 . 0%

Dem. Attorney General
 Jim Mattox 1440 61.61%
 Gene Kelly 295 12.62%
 Morris L. Overstreet 221 9.45%

.....
 Total Votes Cast 2337
 Number Under Votes 381 16.30%
 Number Over Votes 0 . 0%

Dem. Comptroller of Public Accounts
 Paul Hobby 1452 62.13%

.....
 Total Votes Cast 2337
 Number Under Votes 885 37.86%
 Number Over Votes 0 . 0%

Dem. General Land Office Commissioner
 Richard Raymond 1405 60.11%

.....
 Total Votes Cast 2337
 Number Under Votes 932 39.88%
 Number Over Votes 0 . 0%

Dem. Commissioner of Agriculture
 L.P. (Pete) Patterson 1394 59.64%
 Ernesto L. De Leon 293 12.53%

.....
 Total Votes Cast 2337
 Number Under Votes 650 27.81%
 Number Over Votes 0 . 0%

Dem. Railroad Commissioner

Joe B. Henderson 1104 47.24%
Gary Dugger 512 21.90%

VOU 07 PAGE 54

.....
Total Votes Cast 2337
Number Under Votes 721 30.85%
Number Over Votes 0 . 0%

Dem. Supreme Court Justice Place 1

Mike Westergren 1358 58.10%

.....
Total Votes Cast 2337
Number Under Votes 979 41.89%
Number Over Votes 0 . 0%

Dem. Supreme Court Justice Place 2

Rose Spector 1353 57.89%

.....
Total Votes Cast 2337
Number Under Votes 984 42.10%
Number Over Votes 0 . 0%

Dem. Supreme Court Justice Place 3

David Van Os 1325 56.69%

.....
Total Votes Cast 2337
Number Under Votes 1012 43.30%
Number Over Votes 0 . 0%

Dem. Supreme Court Justice Place 4 Unexp

Jerry Scarbrough 1377 58.92%

.....
Total Votes Cast 2337
Number Under Votes 960 41.07%
Number Over Votes 0 . 0%

Dem. Criminal Appeals Court Judge P1

Charles F. (Charlie) Baird 1367 58.49%

.....
Total Votes Cast 2337
Number Under Votes 970 41.50%
Number Over Votes 0 . 0%

Dem. Criminal Appeals Court Judge P2

Winston Cochran 1343 57.46%

.....
Total Votes Cast 2337
Number Under Votes 994 42.53%
Number Over Votes 0 . 0%

Dem. State Senator Dist. 10

Ken Armbrister 1543 66.02%

.....
Total Votes Cast 2337
Number Under Votes 794 33.97%
Number Over Votes 0 . 0%

| | | | |
|----------------------------------------|------|--------|--|
| Dem. State Representative Dist. 28 | | | |
| Robert L. (Robby) Cook | 1890 | 80.87% | |
| | | | |
| Total Votes Cast | 2337 | | |
| Number Under Votes | 447 | 19.12% | |
| Number Over Votes | 0 | .0% | |
| | | | |
| Dem. Appeals Court Justice Dist. 1 | | | |
| George Ellis | 1383 | 59.17% | |
| | | | |
| Total Votes Cast | 2337 | | |
| Number Under Votes | 954 | 40.82% | |
| Number Over Votes | 0 | .0% | |
| | | | |
| Dem. Appeals Court Justice Dist. 14 P1 | | | |
| Geoffrey (Jeff) Hutson | 1321 | 56.52% | |
| | | | |
| Total Votes Cast | 2337 | | |
| Number Under Votes | 1016 | 43.47% | |
| Number Over Votes | 0 | .0% | |
| | | | |
| Dem. County Judge | | | |
| James (Jim) Kearney | 1433 | 61.31% | |
| Leonard Peters | 770 | 32.94% | |
| | | | |
| Total Votes Cast | 2337 | | |
| Number Under Votes | 134 | 5.73% | |
| Number Over Votes | 0 | .0% | |
| | | | |
| Dem. District Clerk | | | |
| Harvey G. Vornsand | 1821 | 77.92% | |
| | | | |
| Total Votes Cast | 2337 | | |
| Number Under Votes | 516 | 22.07% | |
| Number Over Votes | 0 | .0% | |
| | | | |
| Dem. County Clerk | | | |
| Dale Alexander | 1459 | 62.43% | |
| | | | |
| Total Votes Cast | 2337 | | |
| Number Under Votes | 878 | 37.56% | |
| Number Over Votes | 0 | .0% | |
| | | | |
| Dem. County Treasurer | | | |
| Joyce M. Stancik | 1875 | 80.23% | |
| | | | |
| Total Votes Cast | 2337 | | |
| Number Under Votes | 462 | 19.76% | |
| Number Over Votes | 0 | .0% | |
| | | | |
| Dem. County Surveyor | | | |
| Leonard W. Frank | 1766 | 75.56% | |
| | | | |
| Total Votes Cast | 2337 | | |
| Number Under Votes | 571 | 24.43% | |
| Number Over Votes | 0 | .0% | |
| | | | |
| Dem. County Commissioner Prec. 2 | | | |
| Johnnie Elstner | 368 | 65.01% | |
| | | | |
| Total Votes Cast | 566 | | |
| Number Under Votes | 190 | 34.98% | |
| Number Over Votes | 0 | .0% | |

Dem. County Commissioner Pct. 4
James Raabe

317 61.67%

VO

07 PAGE 56

.....
Total Votes Cast 514
Number Under Votes 197 38.32%
Number Over Votes 0 . 0%

Dem. Justice of the Peace Pct. 1
Dodie Dungen

477 78.32%

.....
Total Votes Cast 609
Number Under Votes 132 21.67%
Number Over Votes 0 . 0%

Dem. Justice of the Peace Pct. 2
Ed Hanzelka, Jr.

445 78.62%

.....
Total Votes Cast 566
Number Under Votes 121 21.37%
Number Over Votes 0 . 0%

Dem. Justice of the Peace Pct. 3
Francis J. Truchard

473 72.99%

.....
Total Votes Cast 648
Number Under Votes 175 27.00%
Number Over Votes 0 . 0%

Dem. Justice of the Peace Pct. 4
Mary Lou Szymanski

411 79.96%

.....
Total Votes Cast 514
Number Under Votes 103 20.03%
Number Over Votes 0 . 0%

Dem. County Chairman
Sandra Robinson

1474 63.07%
16 .68%

.....
Total Votes Cast 2337
Number Under Votes 847 36.24%
Number Over Votes 0 . 0%

Dem. Precinct Chairman
No Declared Candidates

0 . 0%
107 0.47%

.....
Total Votes Cast 1262
Number Under Votes 1155 91.52%
Number Over Votes 0 . 0%

Dem. Proposition No. 1

| | | |
|-----|------|--------|
| Yes | 2027 | 86.73% |
| No | 78 | 3.33% |

07 PAGE 57

.....

| | | |
|--------------------|------|-------|
| Total Votes Cast | 2337 | |
| Number Under Votes | 232 | 9.92% |
| Number Over Votes | 0 | .0% |

Dem. Proposition No. 2

| | | |
|-----|------|--------|
| Yes | 1793 | 76.72% |
| No | 315 | 13.47% |

.....

| | | |
|--------------------|------|-------|
| Total Votes Cast | 2337 | |
| Number Under Votes | 227 | 9.71% |
| Number Over Votes | 2 | .0% |

Dem. Proposition No. 3

| | | |
|-----|------|--------|
| Yes | 1756 | 75.13% |
| No | 224 | 9.58% |

.....

| | | |
|--------------------|------|--------|
| Total Votes Cast | 2337 | |
| Number Under Votes | 357 | 15.27% |
| Number Over Votes | 0 | .0% |

TOTAL BALLOTS CAST 2873

TOTAL TYPE 1 BALLOTS 536

TOTAL TYPE 2 BALLOTS 2337

| | TOTAL | REP | DEM |
|-----------------|-------|-----|-----|
| 001 Precinct 1 | 305 | 69 | 316 |
| 002 Precinct 2 | 72 | 0 | 72 |
| 003 Precinct 3 | 27 | 3 | 24 |
| 004 Precinct 4 | 112 | 0 | 104 |
| 005 Precinct 5 | 70 | 22 | 48 |
| 006 Precinct 6 | 45 | 0 | 37 |
| 007 Precinct 7 | 91 | 22 | 69 |
| 008 Precinct 8 | 64 | 14 | 50 |
| 009 Precinct 9 | 520 | 92 | 428 |
| 010 Precinct 10 | 137 | 30 | 107 |
| 011 Precinct 11 | 27 | 2 | 25 |
| 012 Precinct 12 | 20 | 6 | 22 |
| 013 Precinct 13 | 153 | 51 | 102 |
| 014 Precinct 14 | 54 | 13 | 41 |
| 015 Precinct 15 | 94 | 11 | 83 |
| 016 Precinct 16 | 42 | 10 | 32 |
| 017 Precinct 17 | 525 | 55 | 470 |
| 018 Precinct 18 | 230 | 44 | 186 |

| | | | |
|------------------------|------|-----|------|
| 001 Absentee 1 | 37 | 15 | 22 |
| 002 Absentee 2 | 9 | 4 | 5 |
| 003 Absentee 3 | 5 | 1 | 4 |
| 004 Absentee 4 | 5 | 2 | 3 |
| 005 Absentee 5 | 1 | 0 | 1 |
| 006 Absentee 6 | 1 | 0 | 1 |
| 007 Absentee 7 | 7 | 4 | 3 |
| 008 Absentee 8 | 3 | 2 | 1 |
| 009 Absentee 9 | 26 | 11 | 15 |
| 010 Absentee 10 | 17 | 7 | 10 |
| 011 Absentee 11 | 9 | 0 | 9 |
| 012 Absentee 12 | 2 | 1 | 1 |
| 013 Absentee 13 | 9 | 7 | 2 |
| 014 Absentee 14 | 9 | 4 | 5 |
| 015 Absentee 15 | 4 | 3 | 1 |
| 016 Absentee 16 | 3 | 2 | 1 |
| 017 Absentee 17 | 16 | 0 | 16 |
| 018 Absentee 18 | 34 | 13 | 21 |
| TOTAL OF ALL PRECINCTS | 2873 | 536 | 2337 |

Democratic COLORADO COUNTY, TEXAS
 REPUBLICAN PRIMARY MARCH 10, 1998

| | | | |
|---------------------------------------|----|--------|--|
| Rep. U.S. Representative Dist. 14 | | | |
| Ron Paul | 62 | 81.57% | |
| | | | |
| Total Votes Cast | 76 | | |
| Number Under Votes | 14 | 18.42% | |
| Number Over Votes | 0 | . 0% | |
| Rep. Governor | | | |
| R.C. Crawford | 3 | 3.94% | |
| George W. Bush | 70 | 92.10% | |
| | | | |
| Total Votes Cast | 76 | | |
| Number Under Votes | 3 | 3.94% | |
| Number Over Votes | 0 | . 0% | |
| Rep. Lieutenant Governor | | | |
| Rick Perry | 54 | 71.05% | |
| | | | |
| Total Votes Cast | 76 | | |
| Number Under Votes | 22 | 28.94% | |
| Number Over Votes | 0 | . 0% | |
| Rep. Attorney General | | | |
| Tom Pauken | 13 | 17.10% | |
| John Cornyn | 18 | 23.68% | |
| Barry Williamson | 33 | 43.42% | |
| | | | |
| Total Votes Cast | 76 | | |
| Number Under Votes | 12 | 15.78% | |
| Number Over Votes | 0 | . 0% | |
| Rep. Comptroller of Public Accounts | | | |
| Carole Keeton Rylander | 59 | 77.63% | |
| | | | |
| Total Votes Cast | 76 | | |
| Number Under Votes | 17 | 22.36% | |
| Number Over Votes | 0 | . 0% | |
| Rep. General Land Office Commissioner | | | |
| Jerry Patterson | 20 | 26.31% | |
| Don Loucks | 6 | 7.89% | |
| David Dewhurst | 32 | 42.10% | |
| | | | |
| Total Votes Cast | 76 | | |
| Number Under Votes | 18 | 23.68% | |
| Number Over Votes | 0 | . 0% | |
| Rep. Commissioner of Agriculture | | | |
| Susan Combs | 51 | 67.10% | |
| Hamp Hodges | 13 | 17.10% | |
| | | | |
| Total Votes Cast | 76 | | |
| Number Under Votes | 12 | 15.78% | |
| Number Over Votes | 0 | . 0% | |

Rep. Railroad Commissioner
 Steve Stockman 37 48.68%
 Tony Garza 28 36.84%

.....
 Total Votes Cast 76
 Number Under Votes 11 14.47%
 Number Over Votes 0 . 0%

Rep. Supreme Court Justice Place 1
 Craig T. Enoch 46 60.52%

.....
 Total Votes Cast 76
 Number Under Votes 30 39.47%
 Number Over Votes 0 . 0%

Rep. Supreme Court Justice Place 2
 Harriet O'Neill 37 48.68%
 Candace G. Tyson 19 25.00%

.....
 Total Votes Cast 76
 Number Under Votes 20 26.31%
 Number Over Votes 0 . 0%

Rep. Supreme Court Justice Place 3
 Greg Abbott 46 60.52%

.....
 Total Votes Cast 76
 Number Under Votes 30 39.47%
 Number Over Votes 0 . 0%

Rep. Supreme Court Justice Place 4 Unexp
 Steve Smith 25 32.89%
 Deborah Hankinson 31 40.78%

.....
 Total Votes Cast 76
 Number Under Votes 20 26.31%
 Number Over Votes 0 . 0%

Rep. Criminal Appeals Court Judge P1
 David Barron 7 9.21%
 Mike Keasler 18 23.68%
 David A. Schulman 7 9.21%
 Vicki Isaacks 4 5.26%
 Lloyd W. Oliver 11 14.47%

.....
 Total Votes Cast 76
 Number Under Votes 29 38.15%
 Number Over Votes 0 . 0%

Rep. Criminal Appeals Court Judge P2
 Harvey Hudson 20 26.31%
 Jeffrey Brian Keck 4 5.26%
 John C. Moncure 0 . 0%
 Murff F. Bledsoe 1 1.31%
 Jerry E. Smith 6 7.89%
 William Harrison Ray 1 1.31%
 Forrest Lumpkin 2 2.63%
 Cheryl Johnson 14 18.42%

.....
 Total Votes Cast 76
 Number Under Votes 28 36.84%
 Number Over Votes 0 . 0%

Rep. Criminal Appeals Court Judge P3

| | | |
|-------------------------|----|--------|
| Herb Hancock | 25 | 32.89% |
| Lawrence (Larry) Meyers | 21 | 27.63% |

07 PAGE 62

.....

| | | |
|--------------------|----|--------|
| Total Votes Cast | 76 | |
| Number Under Votes | 30 | 39.47% |
| Number Over Votes | 0 | . 0% |

Rep. State Senator Dist. 18

| | | |
|--------------|----|--------|
| Reese Turner | 53 | 69.73% |
|--------------|----|--------|

.....

| | | |
|--------------------|----|--------|
| Total Votes Cast | 76 | |
| Number Under Votes | 23 | 30.26% |
| Number Over Votes | 0 | . 0% |

Rep. State Representative Dist. 28

| | | |
|----------------|----|--------|
| Michael Franks | 48 | 63.15% |
|----------------|----|--------|

.....

| | | |
|--------------------|----|--------|
| Total Votes Cast | 76 | |
| Number Under Votes | 28 | 36.84% |
| Number Over Votes | 0 | . 0% |

Rep. Appeals Court Chief Justice Dist. 1

| | | |
|--------------------------|----|--------|
| Michael (Mike) Schneider | 47 | 61.84% |
|--------------------------|----|--------|

.....

| | | |
|--------------------|----|--------|
| Total Votes Cast | 76 | |
| Number Under Votes | 29 | 38.15% |
| Number Over Votes | 0 | . 0% |

Rep. Appeals Court Justice Dist. 1

| | | |
|-----------------|----|--------|
| Davie L. Wilson | 49 | 64.47% |
|-----------------|----|--------|

.....

| | | |
|--------------------|----|--------|
| Total Votes Cast | 76 | |
| Number Under Votes | 27 | 35.52% |
| Number Over Votes | 0 | . 0% |

Rep. Appeals Court Justice Dist. 14 P1

| | | |
|------------|----|--------|
| Don Wittig | 47 | 61.84% |
|------------|----|--------|

.....

| | | |
|--------------------|----|--------|
| Total Votes Cast | 76 | |
| Number Under Votes | 29 | 38.15% |
| Number Over Votes | 0 | . 0% |

Rep. Appeals Court Justice Dist. 14 P2

| | | |
|--------------------|----|--------|
| Leslie Brock Yates | 49 | 64.47% |
|--------------------|----|--------|

.....

| | | |
|--------------------|----|--------|
| Total Votes Cast | 76 | |
| Number Under Votes | 27 | 35.52% |
| Number Over Votes | 0 | . 0% |

NOV 07 PAGE 63

| | | | |
|----------------------------------|----|---------|--|
| Rep. County Judge | | | |
| Al Jamison | 63 | 82.89% | |
| | | | |
| Total Votes Cast | 76 | | |
| Number Under Votes | 13 | 17.10% | |
| Number Over Votes | 0 | . 0% | |
| | | | |
| Rep. County Clerk | | | |
| Darlene Hayek | 74 | 97.36% | |
| | | | |
| Total Votes Cast | 76 | | |
| Number Under Votes | 2 | 2.63% | |
| Number Over Votes | 0 | . 0% | |
| | | | |
| Rep. County Commissioner Pct. 2 | | | |
| Herbie Helmcamp | 14 | 82.35% | |
| | | | |
| Total Votes Cast | 17 | | |
| Number Under Votes | 3 | 17.64% | |
| Number Over Votes | 0 | . 0% | |
| | | | |
| Rep. County Commissioner Pct. 4 | | | |
| Darrell D. Gertson | 1 | 100.00% | |
| | | | |
| Total Votes Cast | 1 | | |
| Number Under Votes | 0 | . 0% | |
| Number Over Votes | 0 | . 0% | |
| | | | |
| Rep. Justice of the Peace Pct. 3 | | | |
| Chuck Glynn | 24 | 64.86% | |
| Carolyn Bertsch Easton | 10 | 27.02% | |
| | | | |
| Total Votes Cast | 37 | | |
| Number Under Votes | 3 | 8.10% | |
| Number Over Votes | 0 | . 0% | |
| | | | |
| Rep. County Chairman | | | |
| Jean Halfmann Ellis | 52 | 68.42% | |
| ----- | 1 | 1.31% | |
| | | | |
| Total Votes Cast | 76 | | |
| Number Under Votes | 23 | 30.26% | |
| Number Over Votes | 0 | . 0% | |
| | | | |
| Rep. Precinct Chairman | | | |
| No Declared Candidates | 0 | . 0% | |
| ----- | 0 | . 0% | |
| | | | |
| Total Votes Cast | 3 | | |
| Number Under Votes | 3 | 100.00% | |
| Number Over Votes | 0 | . 0% | |

Democratic COLORADO COUNTY, TEXAS
REPUBLICAN PRIMARY

07 PAGE 64

MARCH 10, 1998

Dem. U.S. Representative Dist. 14

| | | |
|------------------|----|--------|
| Margaret Dunn | 13 | 10.74% |
| Tom Reed | 66 | 54.54% |
| Loy Sneary | 27 | 22.31% |
| Roger M. Elliott | 7 | 5.78% |

.....
Total Votes Cast 121
Number Under Votes 8 6.61%
Number Over Votes 0 . 0%

Dem. Governor

| | | |
|-------------|----|--------|
| Garry Mauro | 79 | 65.28% |
|-------------|----|--------|

.....
Total Votes Cast 121
Number Under Votes 42 34.71%
Number Over Votes 0 . 0%

Dem. Lieutenant Governor

| | | |
|------------|----|--------|
| John Sharp | 96 | 79.33% |
|------------|----|--------|

.....
Total Votes Cast 121
Number Under Votes 25 20.66%
Number Over Votes 0 . 0%

Dem. Attorney General

| | | |
|----------------------|----|--------|
| Jim Mattox | 81 | 66.94% |
| Gene Kelly | 12 | 9.91% |
| Morris L. Overstreet | 10 | 8.26% |

.....
Total Votes Cast 121
Number Under Votes 18 14.87%
Number Over Votes 0 . 0%

Dem. Comptroller of Public Accounts

| | | |
|------------|----|--------|
| Paul Hobby | 84 | 69.42% |
|------------|----|--------|

.....
Total Votes Cast 121
Number Under Votes 37 30.57%
Number Over Votes 0 . 0%

Dem. General Land Office Commissioner

| | | |
|-----------------|----|--------|
| Richard Raymond | 79 | 65.28% |
|-----------------|----|--------|

.....
Total Votes Cast 121
Number Under Votes 42 34.71%
Number Over Votes 0 . 0%

Dem. Commissioner of Agriculture

| | | |
|-----------------------|----|--------|
| L.P. (Pete) Patterson | 70 | 57.85% |
| Ernesto L. De Leon | 23 | 19.00% |

.....
Total Votes Cast 121
Number Under Votes 28 23.14%
Number Over Votes 0 . 0%

Dem. Railroad Commissioner
 Joe B. Henderson 53 43.80%
 Gary Dugger 29 23.96%

.....
 Total Votes Cast 121
 Number Under Votes 39 32.23%
 Number Over Votes 0 . 0%

Dem. Supreme Court Justice Place 1
 Mike Westergren 76 62.80%

.....
 Total Votes Cast 121
 Number Under Votes 45 37.19%
 Number Over Votes 0 . 0%

Dem. Supreme Court Justice Place 2
 Rose Spector 80 66.11%

.....
 Total Votes Cast 121
 Number Under Votes 41 33.88%
 Number Over Votes 0 . 0%

Dem. Supreme Court Justice Place 3
 David Van Os 77 63.63%

.....
 Total Votes Cast 121
 Number Under Votes 44 36.36%
 Number Over Votes 0 . 0%

Dem. Supreme Court Justice Place 4 Unexp
 Jerry Scarbrough 79 65.28%

.....
 Total Votes Cast 121
 Number Under Votes 42 34.71%
 Number Over Votes 0 . 0%

Dem. Criminal Appeals Court Judge P1
 Charles F. (Charlie) Baird 80 66.11%

.....
 Total Votes Cast 121
 Number Under Votes 41 33.88%
 Number Over Votes 0 . 0%

Dem. Criminal Appeals Court Judge P2
 Winston Cochran 77 63.63%

.....
 Total Votes Cast 121
 Number Under Votes 44 36.36%
 Number Over Votes 0 . 0%

Dem. State Senator Dist. 18
 Ken Armbrister 93 76.85%

.....
 Total Votes Cast 121
 Number Under Votes 28 23.14%
 Number Over Votes 0 . 0%

Dem. State Representative Dist. 28

Robert L. (Robby) Cook

107

88.42%

VOT

07

PAGE

66

.....
Total Votes Cast

121

Number Under Votes

14

11.57%

Number Over Votes

0

. 0%

Dem. Appeals Court Justice Dist. 1

George Ellis

81

66.94%

.....
Total Votes Cast

121

Number Under Votes

40

33.05%

Number Over Votes

0

. 0%

Dem. Appeals Court Justice Dist. 14 P1

Geoffrey (Jeff) Hutson

74

61.15%

.....
Total Votes Cast

121

Number Under Votes

47

38.84%

Number Over Votes

0

. 0%

Dem. County Judge

James (Jim) Kearney

73

60.33%

Leonard Peters

46

38.01%

.....
Total Votes Cast

121

Number Under Votes

2

1.65%

Number Over Votes

0

. 0%

Dem. District Clerk

Harvey G. Vornsand

100

82.64%

.....
Total Votes Cast

121

Number Under Votes

21

17.35%

Number Over Votes

0

. 0%

Dem. County Clerk

Dale Alexander

85

70.24%

.....
Total Votes Cast

121

Number Under Votes

36

29.75%

Number Over Votes

0

. 0%

Dem. County Treasurer

Joyce M. Stancik

106

87.60%

.....
Total Votes Cast

121

Number Under Votes

15

12.39%

Number Over Votes

0

. 0%

Dem. County Surveyor

Leonard W. Frank

95

78.51%

.....
Total Votes Cast

121

Number Under Votes

26

21.48%

Number Over Votes

0

. 0%

| | | | |
|----------------------------------|-----|--------|--|
| Dem. County Commissioner Pct. 2 | | | |
| Johnnie Elstner | 11 | 57.89% | |
| | | | |
| Total Votes Cast | 19 | | |
| Number Under Votes | 8 | 42.10% | |
| Number Over Votes | 0 | . 0% | |
| Dem. County Commissioner Pct. 4 | | | |
| James Raabe | 12 | 60.00% | |
| | | | |
| Total Votes Cast | 20 | | |
| Number Under Votes | 8 | 40.00% | |
| Number Over Votes | 0 | . 0% | |
| Dem. Justice of the Peace Pct. 1 | | | |
| Dodie Dungen | 29 | 90.62% | |
| | | | |
| Total Votes Cast | 32 | | |
| Number Under Votes | 3 | 9.37% | |
| Number Over Votes | 0 | . 0% | |
| Dem. Justice of the Peace Pct. 2 | | | |
| Ed Hanzelka, Jr. | 15 | 78.94% | |
| | | | |
| Total Votes Cast | 19 | | |
| Number Under Votes | 4 | 21.05% | |
| Number Over Votes | 0 | . 0% | |
| Dem. Justice of the Peace Pct. 3 | | | |
| Francis J. Truchard | 39 | 78.00% | |
| | | | |
| Total Votes Cast | 50 | | |
| Number Under Votes | 11 | 22.00% | |
| Number Over Votes | 0 | . 0% | |
| Dem. Justice of the Peace Pct. 4 | | | |
| Mary Lou Szymanski | 17 | 85.00% | |
| | | | |
| Total Votes Cast | 20 | | |
| Number Under Votes | 3 | 15.00% | |
| Number Over Votes | 0 | . 0% | |
| Dem. County Chairman | | | |
| Sandra Robinson | 83 | 68.59% | |
| ----- | 0 | . 0% | |
| | | | |
| Total Votes Cast | 121 | | |
| Number Under Votes | 38 | 31.40% | |
| Number Over Votes | 0 | . 0% | |
| Dem. Precinct Chairman | | | |
| No Declared Candidates | 0 | . 0% | |
| ----- | 6 | 8.69% | |
| | | | |
| Total Votes Cast | 69 | | |
| Number Under Votes | 63 | 91.30% | |
| Number Over Votes | 0 | . 0% | |

Dem. Proposition No. 1

| | | |
|-----|-----|--------|
| Yes | 107 | 88.42% |
| No | 7 | 5.78% |

.....

| | | |
|--------------------|-----|-------|
| Total Votes Cast | 121 | |
| Number Under Votes | 7 | 5.78% |
| Number Over Votes | 0 | . 0% |

Dem. Proposition No. 2

| | | |
|-----|-----|--------|
| Yes | 100 | 82.64% |
| No | 14 | 11.57% |

.....

| | | |
|--------------------|-----|-------|
| Total Votes Cast | 121 | |
| Number Under Votes | 7 | 5.78% |
| Number Over Votes | 0 | . 0% |

Dem. Proposition No. 3

| | | |
|-----|----|--------|
| Yes | 94 | 77.68% |
| No | 11 | 9.09% |

.....

| | | |
|--------------------|-----|--------|
| Total Votes Cast | 121 | |
| Number Under Votes | 16 | 13.22% |
| Number Over Votes | 0 | . 0% |

TOTAL BALLOTS CAST 197

TOTAL TYPE 1 BALLOTS 76

TOTAL TYPE 2 BALLOTS 121

| | TOTAL | REP | DEM |
|------------------------|-------|-----|-----|
| 001 Precinct 1 | 0 | 0 | 0 |
| 002 Precinct 2 | 0 | 0 | 0 |
| 003 Precinct 3 | 0 | 0 | 0 |
| 004 Precinct 4 | 0 | 0 | 0 |
| 005 Precinct 5 | 0 | 0 | 0 |
| 006 Precinct 6 | 0 | 0 | 0 |
| 007 Precinct 7 | 0 | 0 | 0 |
| 008 Precinct 8 | 0 | 0 | 0 |
| 009 Precinct 9 | 0 | 0 | 0 |
| 010 Precinct 10 | 0 | 0 | 0 |
| 011 Precinct 11 | 0 | 0 | 0 |
| 012 Precinct 12 | 0 | 0 | 0 |
| 013 Precinct 13 | 0 | 0 | 0 |
| 014 Precinct 14 | 0 | 0 | 0 |
| 015 Precinct 15 | 0 | 0 | 0 |
| 016 Precinct 16 | 0 | 0 | 0 |
| 017 Precinct 17 | 0 | 0 | 0 |
| 018 Precinct 18 | 0 | 0 | 0 |
| 001 Absentee 1 | 37 | 15 | 22 |
| 002 Absentee 2 | 9 | 4 | 5 |
| 003 Absentee 3 | 5 | 1 | 4 |
| 004 Absentee 4 | 5 | 2 | 3 |
| 005 Absentee 5 | 1 | 0 | 1 |
| 006 Absentee 6 | 1 | 0 | 1 |
| 007 Absentee 7 | 7 | 4 | 3 |
| 008 Absentee 8 | 3 | 2 | 1 |
| 009 Absentee 9 | 26 | 11 | 15 |
| 010 Absentee 10 | 17 | 7 | 10 |
| 011 Absentee 11 | 9 | 0 | 9 |
| 012 Absentee 12 | 2 | 1 | 1 |
| 013 Absentee 13 | 9 | 7 | 2 |
| 014 Absentee 14 | 9 | 4 | 5 |
| 015 Absentee 15 | 4 | 3 | 1 |
| 016 Absentee 16 | 3 | 2 | 1 |
| 017 Absentee 17 | 16 | 0 | 16 |
| 018 Absentee 18 | 34 | 13 | 21 |
| TOTAL OF ALL PRECINCTS | 197 | 76 | 121 |

STATE OF TEXAS COUNTY OF COLORADO
I hereby certify that this instrument was FILED on the
date and time stamped hereon by me; and was duly
RECORDED to the Volume and Page of the Named
RECORDS of Colorado County, Texas and stamped
hereon by me, on

MAR 11 1998



Darlene Hayek
DARLENE HAYEK
COUNTY CLERK, COLORADO COUNTY, TEXAS

I, Jean Ellis, the County Chairman of the Republican Party of Colorado County, Texas served as canvassing agent to canvas the Republican Primary Election of March 10, 1998.

I certify that the figures on the preceding pages correspond with the figures on the returns.

WITNESS MY HAND THIS 13th DAY OF MARCH, 1998.

Jean Ellis
Jean Ellis, Colorado County Republican Chair

I, George Cason, the County Chairman of the Democratic Party of Colorado County, Texas served as canvassing agent to canvas the Democratic Primay Election of March 10, 1998.

I certify that the figures on the preceding pages correspond with the firgures on the returns.

WITNESS MY HAND THIS 13 DAY OF MARCH, 1998.

George Cason
George Cason, Colorado County Democratic Chair

COLORADO COUNTY, TEXAS
DEMOCRATIC RUNOFF APRIL 14, 1998

| | | |
|-----------------------------------|----------------------------------------|--------|
| DEM. U.S. REPRESENTATIVE DIST. 14 | | |
| TOM REED | 2 + 797- 289 ⁷⁹⁹ | 73.52% |
| LOY SNEARY | 3 + 285-289 | 26.29% |
| | | |
| Total Votes Cast | 1084 | 1089 |
| Number Under Votes | 2 | .18% |
| Number Over Votes | 0 | .0% |

COLORADO COUNTY, TEXAS
REPUBLICAN RUNOFF APRIL 14, 1998

| | | |
|-----------------------|-----|--------|
| REP. ATTORNEY GENERAL | | |
| BARRY WILLIAMSON | 72 | 40.90% |
| JOHN CORNYN | 104 | 59.09% |
| | | |
| Total Votes Cast | 176 | |
| Number Under Votes | 0 | .0% |
| Number Over Votes | 0 | .0% |

| | | |
|--------------------------------------|-----|--------|
| REP. CRIMINAL APPEALS COURT JUDGE P1 | | |
| VICKI ISAACKS | 72 | 40.90% |
| MIKE KEASLER | 82 | 46.59% |
| | | |
| Total Votes Cast | 176 | |
| Number Under Votes | 22 | 12.50% |
| Number Over Votes | 0 | .0% |

| | | |
|--------------------------------------|-----|--------|
| REP. CRIMINAL APPEALS COURT JUDGE P2 | | |
| HARVEY HUDSON | 82 | 46.59% |
| CHERYL JOHNSON | 71 | 40.34% |
| | | |
| Total Votes Cast | 176 | |
| Number Under Votes | 23 | 13.06% |
| Number Over Votes | 0 | .0% |

| | | |
|----------------------|-----------------|------|
| TOTAL BALLOTS CAST | 1250 | 1265 |
| TOTAL TYPE 1 BALLOTS | 1084 | 1089 |
| TOTAL TYPE 2 BALLOTS | | 176 |

| | TOTAL | DEM | REP |
|------------------------|-----------------------------|------------------------------------------------|---------------------------|
| 001 PRECINCT 1 | 116 | 93 | 23 |
| 002 PRECINCT 2 | 16 | 15 | 1 |
| 003 PRECINCT 3 | 18 | 17 | 1 |
| 004 PRECINCT 4 | 76 ⁸¹ | 72 ⁷⁵ + 5 ²⁷⁷ | 4 ⁴ |
| 005 PRECINCT 5 | 49 | 31 | 18 |
| 006 PRECINCT 6 | 21 | 19 | 2 |
| 007 PRECINCT 7 | 53 | 42 | 11 |
| 008 PRECINCT 8 | 13 | 13 | 0 |
| 009 PRECINCT 9 | 109 | 87 | 22 |
| 010 PRECINCT 10 | 31 | 24 | 7 |
| 011 PRECINCT 11 | 12 | 12 | 0 |
| 012 PRECINCT 12 | 13 | 7 | 6 |
| 013 PRECINCT 13 | 39 | 26 | 13 |
| 014 PRECINCT 14 | 17 | 12 | 5 |
| 015 PRECINCT 15 | 33 | 28 | 5 |
| 016 PRECINCT 16 | 17 | 13 | 4 |
| 017 PRECINCT 17 | 467 | 443 | 24 |
| 018 PRECINCT 18 | 94 | 82 | 12 |
| 001 ABSENTEE 1 | 14 | 12 | 2 |
| 002 ABSENTEE 2 | 4 | 0 | 4 |
| 003 ABSENTEE 3 | 2 | 2 | 0 |
| 004 ABSENTEE 4 | 3 | 3 | 0 |
| 005 ABSENTEE 5 | 0 | 0 | 0 |
| 006 ABSENTEE 6 | 2 | 0 | 2 |
| 007 ABSENTEE 7 | 1 | 1 | 0 |
| 008 ABSENTEE 8 | 1 | 0 | 1 |
| 009 ABSENTEE 9 | 4 | 3 | 1 |
| 010 ABSENTEE 10 | 4 | 3 | 1 |
| 011 ABSENTEE 11 | 1 | 1 | 0 |
| 012 ABSENTEE 12 | 1 | 1 | 0 |
| 013 ABSENTEE 13 | 1 | 1 | 0 |
| 014 ABSENTEE 14 | 2 | 1 | 1 |
| 015 ABSENTEE 15 | 0 | 0 | 0 |
| 016 ABSENTEE 16 | 0 | 0 | 0 |
| 017 ABSENTEE 17 | 11 | 11 | 0 |
| 018 ABSENTEE 18 | 15 | 9 | 6 |
| TOTAL OF ALL PRECINCTS | 1260 1265 | 1084 1089 | 176 ^{PK} |

4-14-1998, figures changed because of five (5) ballots out of Precinct No. 4, Democrat being hand counted. (ran out of ballots and made copies).

Darlene Hayek

 DARLENE HAYEK, COUNTY CLERK
 COLORADO COUNTY, TEXAS

COLORADO COUNTY, TEXAS
DEMOCRATIC RUNOFF APRIL 14, 1998

DEM. U.S. REPRESENTATIVE DIST. 14

| | | |
|--------------------|----|--------|
| TOM REED | 38 | 79.16% |
| LOY SNEARY | 10 | 20.83% |
| | | |
| Total Votes Cast | 48 | |
| Number Under Votes | 0 | . 0% |
| Number Over Votes | 0 | . 0% |

COLORADO COUNTY, TEXAS
REPUBLICAN RUNOFF APRIL 14, 1998

REP. ATTORNEY GENERAL

| | | |
|--------------------|----|--------|
| BARRY WILLIAMSON | 9 | 50.00% |
| JOHN CORNYN | 9 | 50.00% |
| | | |
| Total Votes Cast | 18 | |
| Number Under Votes | 0 | . 0% |
| Number Over Votes | 0 | . 0% |

REP. CRIMINAL APPEALS COURT JUDGE P1

| | | |
|--------------------|----|--------|
| VICKI ISAACKS | 3 | 16.66% |
| MIKE KEASLER | 9 | 50.00% |
| | | |
| Total Votes Cast | 18 | |
| Number Under Votes | 6 | 33.33% |
| Number Over Votes | 0 | . 0% |

REP. CRIMINAL APPEALS COURT JUDGE P2


| | | |
|--------------------|----|--------|
| HARVEY HUDSON | 9 | 50.00% |
| CHERYL JOHNSON | 3 | 16.66% |
| | | |
| Total Votes Cast | 18 | |
| Number Under Votes | 6 | 33.33% |
| Number Over Votes | 0 | . 0% |

| | |
|----------------------|----|
| TOTAL BALLOTS CAST | 66 |
| TOTAL TYPE 1 BALLOTS | 48 |
| TOTAL TYPE 2 BALLOTS | 18 |

| | TOTAL | DEM | REP |
|------------------------|-------|-----|-----|
| 001 PRECINCT 1 | 0 | 0 | 0 |
| 002 PRECINCT 2 | 0 | 0 | 0 |
| 003 PRECINCT 3 | 0 | 0 | 0 |
| 004 PRECINCT 4 | 0 | 0 | 0 |
| 005 PRECINCT 5 | 0 | 0 | 0 |
| 006 PRECINCT 6 | 0 | 0 | 0 |
| 007 PRECINCT 7 | 0 | 0 | 0 |
| 008 PRECINCT 8 | 0 | 0 | 0 |
| 009 PRECINCT 9 | 0 | 0 | 0 |
| 010 PRECINCT 10 | 0 | 0 | 0 |
| 011 PRECINCT 11 | 0 | 0 | 0 |
| 012 PRECINCT 12 | 0 | 0 | 0 |
| 013 PRECINCT 13 | 0 | 0 | 0 |
| 014 PRECINCT 14 | 0 | 0 | 0 |
| 015 PRECINCT 15 | 0 | 0 | 0 |
| 016 PRECINCT 16 | 0 | 0 | 0 |
| 017 PRECINCT 17 | 0 | 0 | 0 |
| 018 PRECINCT 18 | 0 | 0 | 0 |
| 001 ABSENTEE 1 | 14 | 12 | 2 |
| 002 ABSENTEE 2 | 4 | 0 | 4 |
| 003 ABSENTEE 3 | 2 | 2 | 0 |
| 004 ABSENTEE 4 | 3 | 3 | 0 |
| 005 ABSENTEE 5 | 0 | 0 | 0 |
| 006 ABSENTEE 6 | 2 | 0 | 2 |
| 007 ABSENTEE 7 | 1 | 1 | 0 |
| 008 ABSENTEE 8 | 1 | 0 | 1 |
| 009 ABSENTEE 9 | 4 | 3 | 1 |
| 010 ABSENTEE 10 | 4 | 3 | 1 |
| 011 ABSENTEE 11 | 1 | 1 | 0 |
| 012 ABSENTEE 12 | 1 | 1 | 0 |
| 013 ABSENTEE 13 | 1 | 1 | 0 |
| 014 ABSENTEE 14 | 2 | 1 | 1 |
| 015 ABSENTEE 15 | 0 | 0 | 0 |
| 016 ABSENTEE 16 | 0 | 0 | 0 |
| 017 ABSENTEE 17 | 11 | 11 | 0 |
| 018 ABSENTEE 18 | 15 | 9 | 6 |
| TOTAL OF ALL PRECINCTS | 66 | 48 | 18 |

STATE OF TEXAS, COUNTY OF COLORADO
I hereby certify that this instrument
was filed on the date and time stamped
hereon by me and was duly RECORDED
to the Volume and Page of the named
RECORDS of Colorado County, Texas
and stamped hereon by me on

APRIL 15, 1998


DARLENE HAYEK, COUNTY CLERK
COLORADO COUNTY, TEXAS

I, Jean Ellis, the County Chair person of the Republican Party of Colorado County, Texas served as canvassing agent to canvass the Republican Primary Runoff Election of April 14, 1998.

I certify that the figures on the preceding pages correspond with the figures on the returns.

WITNESS MY HAND THIS 16th DAY OF APRIL, 1998.


Jean Ellis, Colorado County Republican Chairperson

I, George Cason, the County Chairman of the Democratic Party of Colorado County, Texas served as canvassing agent to canvass the Democratic Primary Election of April 14, 1998.

I certify that the figures on the preceding pages correspond with the figures on the returns.

WITNESS MY HAND THIS 16TH DAY OF APRIL, 1998.


George Cason, Colorado County Democratic Chairman

127 21:33:16 11/03/98 Summary Report.

COLORADO COUNTY, TEXAS
 GENERAL ELECTION NOVEMBER 3, 1998

Total Number Voting 5709
 Precincts Reporting 18 of 18 100.00%

Straight Party
 Republican -R 523 9.16%
 Democratic -D 830 14.53%
 Libertarian -L 37 .64%

.....
 Total Votes Cast 5709
 Number Under Votes 4319 75.65%
 Number Over Votes 0 .0%

United States Representative Dist. 14
 Ron Paul -R 2757 48.29%
 Loy Sneary -D 2665 46.68%
 ----- 4 .7%

.....
 Total Votes Cast 5709
 Number Under Votes 282 4.93%
 Number Over Votes 1 .1%

Governor
 George W. Bush -R 4235 74.18%
 Garry Mauro -D 1345 23.55%
 Lester R. Turlington, Jr. -L 20 .35%
 ----- 0 .0%

.....
 Total Votes Cast 5709
 Number Under Votes 108 1.89%
 Number Over Votes 1 .1%

Lieutenant Governor
 Rick Perry -R 2612 45.75%
 John Sharp -D 2846 49.85%
 Anthony Garcia -L 66 1.15%

.....
 Total Votes Cast 5709
 Number Under Votes 183 3.20%
 Number Over Votes 2 .3%

Attorney General
 John Cornyn -R 2756 48.27%
 Jim Mattox -D 2620 45.89%
 Mike Angwin -L 55 .96%

.....
 Total Votes Cast 5709
 Number Under Votes 277 4.85%
 Number Over Votes 1 .1%

Comptroller of Public Accounts
 Carole Keeton Rylander -R 2493 43.66%
 Paul Hobby -D 2904 50.86%
 Alex Monchak -L 48 .84%

.....
 Total Votes Cast 5709
 Number Under Votes 264 4.62%
 Number Over Votes 0 .0%

Commissioner of the General Land Office

| | | |
|-----------------------------|------|--------|
| David Dewhurst -R. | 3020 | 52.89% |
| Richard Raymond -D | 2098 | 36.74% |
| J. Manuel (Monte) Montez -L | 101 | 1.76% |

| | | |
|--------------------|------|-------|
| | | |
| Total Votes Cast | 5709 | |
| Number Under Votes | 490 | 8.58% |
| Number Over Votes | 0 | . 0% |

Commissioner of Agriculture

| | | |
|--------------------------|------|--------|
| Susan Combs -R | 2793 | 48.92% |
| L.P. (Pete) Patterson -D | 2335 | 40.90% |
| Jimmy T. LaBaume -L | 61 | 1.06% |
| ----- | 1 | . 1% |

| | | |
|--------------------|------|-------|
| | | |
| Total Votes Cast | 5709 | |
| Number Under Votes | 519 | 9.09% |
| Number Over Votes | 0 | . 0% |

Railroad Commissioner

| | | |
|---------------------|------|--------|
| Tony Garza -R | 2603 | 45.59% |
| Joe B. Henderson -D | 2411 | 42.23% |
| Jim Spurlock -L | 118 | 2.06% |

| | | |
|--------------------|------|--------|
| | | |
| Total Votes Cast | 5709 | |
| Number Under Votes | 576 | 10.08% |
| Number Over Votes | 1 | . 1% |

Supreme Court Justice Place 1

| | | |
|--------------------|------|--------|
| Craig T. Enoch -R | 2831 | 49.58% |
| Mike Westergren -D | 2080 | 36.43% |

| | | |
|--------------------|------|--------|
| | | |
| Total Votes Cast | 5709 | |
| Number Under Votes | 798 | 13.97% |
| Number Over Votes | 0 | . 0% |

Supreme Court Justice Place 2

| | | |
|--------------------|------|--------|
| Harriet O'Neill -R | 2486 | 43.54% |
| Rose Spector -D | 2436 | 42.66% |

| | | |
|--------------------|------|--------|
| | | |
| Total Votes Cast | 5709 | |
| Number Under Votes | 787 | 13.78% |
| Number Over Votes | 0 | . 0% |

Supreme Court Justice Place 3

| | | |
|-----------------|------|--------|
| Greg Abbott -R | 2971 | 52.04% |
| David Van Os -D | 1896 | 33.21% |

| | | |
|--------------------|------|--------|
| | | |
| Total Votes Cast | 5709 | |
| Number Under Votes | 842 | 14.74% |
| Number Over Votes | 0 | . 0% |

Supreme Court Justice Place 4 Unexp.

| | | |
|----------------------|------|--------|
| Deborah Hankinson -R | 2547 | 44.61% |
| Jerry Scarbrough -D | 2369 | 41.49% |

| | | |
|--------------------|------|--------|
| | | |
| Total Votes Cast | 5709 | |
| Number Under Votes | 793 | 13.89% |
| Number Over Votes | 0 | . 0% |

Criminal Appeals Court Judge Place 1

| | | |
|-------------------------------|------|--------|
| Mike Keasler -R | 2492 | 43.65% |
| Charles F. (Charlie) Baird -D | 2406 | 42.14% |
| | | |
| Total Votes Cast | 5709 | |
| Number Under Votes | 810 | 14.18% |
| Number Over Votes | 1 | . 1% |

Criminal Appeals Court Judge Place 2

| | | |
|--------------------|------|--------|
| Cheryl Johnson -R | 2591 | 45.38% |
| Winston Cochran -D | 2271 | 39.77% |
| | | |
| Total Votes Cast | 5709 | |
| Number Under Votes | 847 | 14.83% |
| Number Over Votes | 0 | . 0% |

Criminal Appeals Court Judge Place 3

| | | |
|----------------------------|------|--------|
| Lawrence "Larry" Meyers -R | 3117 | 54.59% |
| Larry S. Ferry -L | 948 | 16.60% |
| | | |
| Total Votes Cast | 5709 | |
| Number Under Votes | 1644 | 28.79% |
| Number Over Votes | 0 | . 0% |

State Senator Dist. 18

| | | |
|--------------------|------|--------|
| Reese Turner -R | 1890 | 33.10% |
| Ken Armbrister -D | 3257 | 57.05% |
| | | |
| Total Votes Cast | 5709 | |
| Number Under Votes | 562 | 9.84% |
| Number Over Votes | 0 | . 0% |

State Representative Dist. 28

| | | |
|---------------------------|------|--------|
| Michael Franks -R | 1425 | 24.96% |
| Robert L. "Robby" Cook -D | 4066 | 71.22% |
| | | |
| Total Votes Cast | 5709 | |
| Number Under Votes | 217 | 3.80% |
| Number Over Votes | 1 | . 1% |

Appeals Court Chief Justice Dist. 1

| | | |
|-----------------------------|------|--------|
| Michael (Mike) Schneider -R | 3588 | 62.84% |
| | | |
| Total Votes Cast | 5709 | |
| Number Under Votes | 2121 | 37.15% |
| Number Over Votes | 0 | . 0% |

Appeals Court Justice Dist. 1

| | | |
|--------------------|------|--------|
| Davie L. Wilson -R | 2359 | 41.32% |
| George Ellis -D | 2470 | 43.26% |
| | | |
| Total Votes Cast | 5709 | |
| Number Under Votes | 878 | 15.37% |
| Number Over Votes | 2 | . 3% |

Appeals Court Justice Dist. 14 Place 1

| | | |
|---------------------------|------|--------|
| Don Wittig -R | 2599 | 45.52% |
| Geoffrey (Jeff) Hutson -D | 2189 | 38.34% |
| | | |
| Total Votes Cast | 5709 | |
| Number Under Votes | 920 | 16.11% |
| Number Over Votes | 1 | . 1% |

Leslie Brock Yates -R 3436 60.18%

.....

Total Votes Cast 5709

Number Under Votes 2273 39.81%

Number Over Votes 0 . 0%

County Judge

Al Jamison -R 2839 49.72%

James (Jim) Kearney -D 2753 48.22%

.....

Total Votes Cast 5709

Number Under Votes 117 2.04%

Number Over Votes 0 . 0%

District Clerk

Harvey G. Vornsand -D 4450 77.94%

.....

Total Votes Cast 5709

Number Under Votes 1259 22.05%

Number Over Votes 0 . 0%

County Clerk

Darlene Hayek -R 3164 55.42%

Dale Alexander -D 2384 41.75%

.....

Total Votes Cast 5709

Number Under Votes 150 2.80%

Number Over Votes 1 . 1%

County Treasurer

Joyce Stancik -D 4454 78.01%

.....

Total Votes Cast 5709

Number Under Votes 1255 21.98%

Number Over Votes 0 . 0%

County Surveyor

Leonard W. Frank -D 4423 77.47%

.....

Total Votes Cast 5709

Number Under Votes 1286 22.52%

Number Over Votes 0 . 0%

County Commissioner Pct. 2

Herbie Helmcamp -R 859 56.21%

Johnnie Elstner -D 653 42.73%

.....

Total Votes Cast 1528

Number Under Votes 15 1.04%

Number Over Votes 0 . 0%

County Commissioner Pct. 4

Darrell D. Gertson -R 599 57.10%

James Raabe -D 426 40.61%

.....

Total Votes Cast 1049

Number Under Votes 23 2.19%

Number Over Votes 1 . 9%

Justice of the Peace Pct. 1

Dodie Dungen -D 1115 76.31%

.....

Total Votes Cast 1461

Number Under Votes 346 23.68%

Number Over Votes 0 . 0%

Justice of the Peace Pct. 2
 Ed Hanzelka, Jr. -D 1236 80.89%

.....
 Total Votes Cast 1528
 Number Under Votes 292 19.10%
 Number Over Votes 0 . 0%

Justice of the Peace Pct. 3
 Chuck Glynn -R 643 38.47%
 Francis J. Truchard -D 986 59.00%

.....
 Total Votes Cast 1671
 Number Under Votes 42 2.51%
 Number Over Votes 0 . 0%

Justice of the Peace Pct. 4
 Mary Lou Szymanski -D 873 83.22%

.....
 Total Votes Cast 1049
 Number Under Votes 176 16.77%
 Number Over Votes 0 . 0%

TOTAL BALLOTS CAST 5709

TOTAL TYPE 1 BALLOTS 5709

| | TOTAL | ALL |
|------------------------|-------|------|
| 001 Precinct 1 | 657 | 657 |
| 002 Precinct 2 | 173 | 173 |
| 003 Precinct 3 | 58 | 58 |
| 004 Precinct 4 | 223 | 223 |
| 005 Precinct 5 | 117 | 117 |
| 006 Precinct 6 | 93 | 93 |
| 007 Precinct 7 | 212 | 212 |
| 008 Precinct 8 | 126 | 126 |
| 009 Precinct 9 | 1027 | 1027 |
| 010 Precinct 10 | 265 | 265 |
| 011 Precinct 11 | 61 | 61 |
| 012 Precinct 12 | 52 | 52 |
| 013 Precinct 13 | 301 | 301 |
| 014 Precinct 14 | 135 | 135 |
| 015 Precinct 15 | 140 | 140 |
| 016 Precinct 16 | 79 | 79 |
| 017 Precinct 17 | 911 | 911 |
| 018 Precinct 18 | 412 | 412 |
| 001 Absentee 1 | 144 | 144 |
| 002 Absentee 2 | 29 | 29 |
| 003 Absentee 3 | 11 | 11 |
| 004 Absentee 4 | 10 | 10 |
| 005 Absentee 5 | 2 | 2 |
| 006 Absentee 6 | 13 | 13 |
| 007 Absentee 7 | 26 | 26 |
| 008 Absentee 8 | 18 | 18 |
| 009 Absentee 9 | 119 | 119 |
| 010 Absentee 10 | 37 | 37 |
| 011 Absentee 11 | 13 | 13 |
| 012 Absentee 12 | 7 | 7 |
| 013 Absentee 13 | 24 | 24 |
| 014 Absentee 14 | 9 | 9 |
| 015 Absentee 15 | 16 | 16 |
| 016 Absentee 16 | 25 | 25 |
| 017 Absentee 17 | 69 | 69 |
| 018 Absentee 18 | 95 | 95 |
| TOTAL OF ALL PRECINCTS | 5709 | 5709 |

07 OCT 86
 07 10
 WIL

| Office | Names of Candidates | Location and Number of Election Precinct | | | | | | | | | | | | | | | | | | | | | | | | | | | | | | | | Total No. Votes Cast | Majority Votes | REMARKS | | | |
|------------------------------|---------------------|------------------------------------------|---|---|---|---|---|---|---|---|----|----|----|----|----|----|----|----|----|----|----|----|----|----|----|----|----|----|----|----|----|----|----|----------------------|----------------|---------|--|---|--|
| | | 1 | 2 | 3 | 4 | 5 | 6 | 7 | 8 | 9 | 10 | 11 | 12 | 13 | 14 | 15 | 16 | 17 | 18 | 19 | 20 | 21 | 22 | 23 | 24 | 25 | 26 | 27 | 28 | 29 | 30 | 31 | 32 | | | | | | |
| UNITED STATES REPRESENTATIVE | | | | | | | | | | | | | | | | | | | | | | | | | | | | | | | | | | | | | | | |
| DISTRICT 14 | | | | | | | | | | | | | | | | | | | | | | | | | | | | | | | | | | | | | | | |
| Cynthia Newman | | | | | | | | | | | | | | | | | | | | | | | | | | | | | | | | | | | | | | | |
| Tom Reed | | | | | | | | | | | | | | | | | | 2 | | | | | | | | | | | | | | | | | | | | 2 | |
| Francis Truchard | | | | | | | | | | | | | | | | | | 1 | | | | | | | | | | | | | | | | | | | | 1 | |
| | | | | | | | | | | | | | | | | | | | | | | | | | | | | | | | | | | | | | | | |
| | | | | | | | | | | | | | | | | | | | | | | | | | | | | | | | | | | | | | | | |
| | | | | | | | | | | | | | | | | | | | | | | | | | | | | | | | | | | | | | | | |
| GOVERNOR | | | | | | | | | | | | | | | | | | | | | | | | | | | | | | | | | | | | | | | |
| Susan Lee Solar | | | | | | | | | | | | | | | | | | | | | | | | | | | | | | | | | | | | | | | |
| | | | | | | | | | | | | | | | | | | | | | | | | | | | | | | | | | | | | | | | |
| | | | | | | | | | | | | | | | | | | | | | | | | | | | | | | | | | | | | | | | |
| COMMISSIONER OF AGRICULTURE | | | | | | | | | | | | | | | | | | | | | | | | | | | | | | | | | | | | | | | |
| Michael J. Yarbrough | | 1 | | | | | | | | | | | | | | | | | | | | | | | | | | | | | | | | | | | | 1 | |
| | | | | | | | | | | | | | | | | | | | | | | | | | | | | | | | | | | | | | | | |
| | | | | | | | | | | | | | | | | | | | | | | | | | | | | | | | | | | | | | | | |
| | | | | | | | | | | | | | | | | | | | | | | | | | | | | | | | | | | | | | | | |
| TOTALS | | 1 | | | | | | | | | | | | | | | | 2 | 1 | | | | | | | | | | | | | | | | | | | 4 | |

Recorded the 5th day of November A.D. 1998 at 11:30 O'clock
 A.M.
 DARLENE HAYEK, County Clerk By *Shirley Sherwood* deputy
 Shirley/Sherwood

I, the County Judge of Colorado County, Texas met with the Commissioners' Court sitting as canvassing board to canvass the "General Election" of Nov. 3, 1998.

I certify that on this date of November 10, 1998, the figures of the AIS tabulations correspond with the figures on the returns.


VINCE SLOMINSKI, COUNTY JUDGE
Colorado County, Texas

COLORADO COUNTY, TEXAS
 AMENDMENT ELECTION NOVEMBER 2, 1999

Total Number Voting 746
 Precincts Reporting 16 of 18 88.88%

CONSTITUTIONAL AMENDMENT NO. 1

FOR 526 70.50%
 AGAINST 189 25.33%

.....
 Total Votes Cast 746
 Number Under Votes 28 3.75%
 Number Over Votes 3 .40%

CONSTITUTIONAL AMENDMENT NO. 2

FOR 353 47.31%
 AGAINST 338 45.30%

.....
 Total Votes Cast 746
 Number Under Votes 53 7.10%
 Number Over Votes 2 .26%

CONSTITUTIONAL AMENDMENT NO. 3

FOR 485 65.01%
 AGAINST 226 30.29%

.....
 Total Votes Cast 746
 Number Under Votes 31 4.15%
 Number Over Votes 4 .53%

CONSTITUTIONAL AMENDMENT NO. 4

FOR 378 50.67%
 AGAINST 342 45.84%

.....
 Total Votes Cast 746
 Number Under Votes 24 3.21%
 Number Over Votes 2 .26%

CONSTITUTIONAL AMENDMENT NO. 5

FOR 326 43.69%
 AGAINST 387 51.87%

.....
 Total Votes Cast 746
 Number Under Votes 31 4.15%
 Number Over Votes 2 .26%

CONSTITUTIONAL AMENDMENT NO. 6

FOR 431 57.77%
 AGAINST 282 37.80%

.....
 Total Votes Cast 746
 Number Under Votes 31 4.15%
 Number Over Votes 2 .26%

| | | |
|--------------------------------|-----|--------|
| CONSTITUTIONAL AMENDMENT NO. 7 | | |
| FOR | 451 | 60.45% |
| AGAINST | 262 | 35.12% |

| | | |
|--------------------|-----|-------|
| | | |
| Total Votes Cast | 746 | |
| Number Under Votes | 32 | 4.28% |
| Number Over Votes | 1 | .13% |

| | | |
|--------------------------------|-----|--------|
| CONSTITUTIONAL AMENDMENT NO. 8 | | |
| FOR | 266 | 35.65% |
| AGAINST | 431 | 57.77% |

| | | |
|--------------------|-----|-------|
| | | |
| Total Votes Cast | 746 | |
| Number Under Votes | 46 | 6.16% |
| Number Over Votes | 3 | .40% |

| | | |
|--------------------------------|-----|--------|
| CONSTITUTIONAL AMENDMENT NO. 9 | | |
| FOR | 230 | 30.83% |
| AGAINST | 461 | 61.79% |

| | | |
|--------------------|-----|-------|
| | | |
| Total Votes Cast | 746 | |
| Number Under Votes | 53 | 7.10% |
| Number Over Votes | 2 | .26% |

| | | |
|---------------------------------|-----|--------|
| CONSTITUTIONAL AMENDMENT NO. 10 | | |
| FOR | 308 | 41.28% |
| AGAINST | 391 | 52.41% |

| | | |
|--------------------|-----|-------|
| | | |
| Total Votes Cast | 746 | |
| Number Under Votes | 45 | 6.03% |
| Number Over Votes | 2 | .26% |

| | | |
|---------------------------------|-----|--------|
| CONSTITUTIONAL AMENDMENT NO. 11 | | |
| FOR | 402 | 53.88% |
| AGAINST | 287 | 38.47% |

| | | |
|--------------------|-----|-------|
| | | |
| Total Votes Cast | 746 | |
| Number Under Votes | 55 | 7.37% |
| Number Over Votes | 2 | .26% |

| | | |
|---------------------------------|-----|--------|
| CONSTITUTIONAL AMENDMENT NO. 12 | | |
| FOR | 389 | 52.14% |
| AGAINST | 333 | 44.63% |

| | | |
|--------------------|-----|-------|
| | | |
| Total Votes Cast | 746 | |
| Number Under Votes | 22 | 2.94% |
| Number Over Votes | 2 | .26% |

| | | |
|---------------------------------|-----|--------|
| CONSTITUTIONAL AMENDMENT NO. 13 | | |
| FOR | 457 | 61.26% |
| AGAINST | 265 | 35.52% |

| | | |
|--------------------|-----|-------|
| | | |
| Total Votes Cast | 746 | |
| Number Under Votes | 22 | 2.94% |
| Number Over Votes | 2 | .26% |

CONSTITUTIONAL AMENDMENT NO. 14

| | | |
|---------|-----|--------|
| FOR | 476 | 63.80% |
| AGAINST | 222 | 29.75% |

| | | |
|--------------------|-----|-------|
| Total Votes Cast | 746 | |
| Number Under Votes | 45 | 6.03% |
| Number Over Votes | 3 | .40% |

CONSTITUTIONAL AMENDMENT NO. 15

| | | |
|---------|-----|--------|
| FOR | 455 | 60.99% |
| AGAINST | 249 | 33.37% |

| | | |
|--------------------|-----|-------|
| Total Votes Cast | 746 | |
| Number Under Votes | 40 | 5.36% |
| Number Over Votes | 2 | .26% |

CONSTITUTIONAL AMENDMENT NO. 16

| | | |
|---------|-----|--------|
| FOR | 439 | 58.84% |
| AGAINST | 256 | 34.31% |

| | | |
|--------------------|-----|-------|
| Total Votes Cast | 746 | |
| Number Under Votes | 49 | 6.56% |
| Number Over Votes | 2 | .26% |

CONSTITUTIONAL AMENDMENT NO. 17

| | | |
|---------|-----|--------|
| FOR | 374 | 50.13% |
| AGAINST | 313 | 41.95% |

| | | |
|--------------------|-----|-------|
| Total Votes Cast | 746 | |
| Number Under Votes | 57 | 7.64% |
| Number Over Votes | 2 | .26% |

TOTAL BALLOTS CAST 746

TOTAL TYPE 1 BALLOTS 746

| | TOTAL | ALL |
|-----------------|-------|-----|
| 001 PRECINCT 1 | 116 | 116 |
| 002 PRECINCT 2 | 0 | 0 |
| 003 PRECINCT 3 | 6 | 6 |
| 004 PRECINCT 4 | 29 | 29 |
| 005 PRECINCT 5 | 27 | 27 |
| 006 PRECINCT 6 | 14 | 14 |
| 007 PRECINCT 7 | 30 | 30 |
| 008 PRECINCT 8 | 0 | 0 |
| 009 PRECINCT 9 | 156 | 156 |
| 010 PRECINCT 10 | 29 | 29 |
| 011 PRECINCT 11 | 11 | 11 |
| 012 PRECINCT 12 | 3 | 3 |
| 013 PRECINCT 13 | 35 | 35 |
| 014 PRECINCT 14 | 22 | 22 |
| 015 PRECINCT 15 | 31 | 31 |
| 016 PRECINCT 16 | 40 | 40 |
| 017 PRECINCT 17 | 111 | 111 |
| 018 PRECINCT 18 | 41 | 41 |

| | | |
|------------------------|-----|-----|
| 001 ABSENTEE 1 | 10 | 10 |
| 002 ABSENTEE 2 | 1 | 1 |
| 003 ABSENTEE 3 | 0 | 0 |
| 004 ABSENTEE 4 | 0 | 0 |
| 005 ABSENTEE 5 | 0 | 0 |
| 006 ABSENTEE 6 | 4 | 4 |
| 007 ABSENTEE 7 | 0 | 0 |
| 008 ABSENTEE 8 | 0 | 0 |
| 009 ABSENTEE 9 | 0 | 0 |
| 010 ABSENTEE 10 | 3 | 3 |
| 011 ABSENTEE 11 | 3 | 3 |
| 012 ABSENTEE 12 | 1 | 1 |
| 013 ABSENTEE 13 | 1 | 1 |
| 014 ABSENTEE 14 | 0 | 0 |
| 015 ABSENTEE 15 | 0 | 0 |
| 016 ABSENTEE 16 | 3 | 3 |
| 017 ABSENTEE 17 | 2 | 2 |
| 018 ABSENTEE 18 | 9 | 9 |
| TOTAL OF ALL PRECINCTS | 746 | 746 |

STATE OF TEXAS COUNTY OF COLORADO
 I hereby certify that this instrument was FILED on the
 date and time stamped hereon by me; and was duly
 RECORDED to the Volume and Page of the Named
 RECORDS of Colorado County, Texas and stamped
 hereon by me, on

NOVEMBER 04, 1999



Darlene Hayer
 DARLENE HAYER
 COUNTY CLERK, COLORADO COUNTY, TEXAS

I, the County Judge of Colorado County, Texas met with the Commissioners' Court, sitting as canvassing board to canvass the "CONSTITUTIONAL AMENDMENT ELECTION" of November 2, 1999.

I certify that on this date, November 8, 1999, the figures of the AIS tabulations correspond with the figures on the returns.

Al Jamison
 AL JAMISON, COLORADO COUNTY JUDGE

COLORADO COUNTY, TEXAS
 REPUBLICAN PRIMARY MARCH 14, 2000

REP. PRESIDENTIAL NOMINEE

| | | |
|--------------------|-----|--------|
| GARY BAUER | 2 | .21% |
| GEORGE W. BUSH | 874 | 93.37% |
| ALAN KEYES | 16 | 1.70% |
| DRRIN G. HATCH | 0 | .0% |
| STEVE FORBES | 0 | .0% |
| CHARLES BASS URBAN | 1 | .10% |
| JOHN McCAIN | 28 | 2.99% |
| UNCOMMITTED | 6 | .64% |

.....

| | | |
|--------------------|-----|------|
| Total Votes Cast | 936 | |
| Number Under Votes | 9 | .96% |
| Number Over Votes | 0 | .0% |

REP. U. S. SENATOR

| | | |
|----------------------|-----|--------|
| KAY BAILEY HUTCHISON | 854 | 91.23% |
|----------------------|-----|--------|

.....

| | | |
|--------------------|-----|-------|
| Total Votes Cast | 936 | |
| Number Under Votes | 82 | 8.76% |
| Number Over Votes | 0 | .0% |

REP. U. S. REPRESENTATIVE DIST. 14

| | | |
|----------|-----|--------|
| RON PAUL | 801 | 85.57% |
|----------|-----|--------|

.....

| | | |
|--------------------|-----|--------|
| Total Votes Cast | 936 | |
| Number Under Votes | 135 | 14.42% |
| Number Over Votes | 0 | .0% |

REP. RAILROAD COMMISSIONER

| | | |
|---------------------|-----|--------|
| CHARLES R. MATTHEWS | 679 | 72.54% |
|---------------------|-----|--------|

.....

| | | |
|--------------------|-----|--------|
| Total Votes Cast | 936 | |
| Number Under Votes | 257 | 27.45% |
| Number Over Votes | 0 | .0% |

REP. RAILROAD COMMISSIONER UNEXP.

| | | |
|---------------------|-----|--------|
| ANDY DRAUGHN | 152 | 16.23% |
| MICHAEL L. WILLIAMS | 574 | 61.32% |

.....

| | | |
|--------------------|-----|--------|
| Total Votes Cast | 936 | |
| Number Under Votes | 210 | 22.43% |
| Number Over Votes | 0 | .0% |

REP. SUPREME COURT JUSTICE P1

| | | |
|----------------------|-----|--------|
| NATHAN HECHT | 532 | 56.83% |
| VALORIE W. DAVENPORT | 213 | 22.75% |

.....

| | | |
|--------------------|-----|--------|
| Total Votes Cast | 936 | |
| Number Under Votes | 190 | 20.29% |
| Number Over Votes | 1 | .10% |

REP. SUPREME COURT JUSTICE P2
 PRISCILLA OWEN 524 66.66%

.....

| | | |
|--------------------|-----|--------|
| Total Votes Cast | 936 | |
| Number Under Votes | 312 | 33.33% |
| Number Over Votes | 0 | .0% |

REP. SUPREME COURT JUSTICE P3
 ROD E. GORMAN 315 33.65%
 AL GONZALES 421 44.97%

.....

| | | |
|--------------------|-----|--------|
| Total Votes Cast | 936 | |
| Number Under Votes | 200 | 21.36% |
| Number Over Votes | 0 | .0% |

REP. CRIMINAL APPEALS COURT JUDGE
 CONNIE J. KELLEY 162 17.30%
 TOM PRICE 245 26.17%
 SHARON KELLER 191 20.40%
 J. GARY TRICHTER 66 7.05%

.....

| | | |
|--------------------|-----|--------|
| Total Votes Cast | 936 | |
| Number Under Votes | 272 | 29.05% |
| Number Over Votes | 0 | .0% |

REP. CRIMINAL APPEALS COURT JUDGE P1
 JOHN BOSTON 59 6.30%
 GUY WILLIAMS 174 18.58%
 TOM GREENWELL 142 15.17%
 CHARLES HOLCOMB 103 10.99%
 ALAN CURRY 70 7.47%

.....

| | | |
|--------------------|-----|--------|
| Total Votes Cast | 936 | |
| Number Under Votes | 307 | 32.79% |
| Number Over Votes | 1 | .10% |

REP. CRIMINAL APPEALS COURT JUDGE P2
 PAT BARBER 126 13.46%
 TIM WALLACE 236 25.21%
 BARBARA PARKER HERVEY 131 13.99%
 SALLY L. RAY 86 9.18%
 W.B. "BENNIE" HOUSE 51 5.44%

.....

| | | |
|--------------------|-----|--------|
| Total Votes Cast | 936 | |
| Number Under Votes | 306 | 32.69% |
| Number Over Votes | 0 | .0% |

REP. STATE BOARD OF EDUCATION DIST. 10
 BRAD SHIELDS 162 17.30%
 DOLORES HILLYER 85 9.08%
 BOB SCHOOLFIELD 205 21.90%
 CYNTHIA A. THORNTON 241 25.74%

.....

| | | |
|--------------------|-----|--------|
| Total Votes Cast | 936 | |
| Number Under Votes | 243 | 25.95% |
| Number Over Votes | 0 | .0% |

REP. STATE REPRESENTATIVE DIST. 28
 LARRY WESSELS 293 31.30%

| | | |
|----------------------------------------|-----|--------|
| PHIL STEPHENSON | 418 | 44.65% |
| | | |
| Total Votes Cast | 936 | |
| Number Under Votes | 225 | 24.03% |
| Number Over Votes | 0 | .0% |
| | | |
| REP. APPEALS COURT JUSTICE DIST. 1 P1 | | |
| M.B. "MURRY" COHEN | 604 | 64.52% |
| | | |
| Total Votes Cast | 936 | |
| Number Under Votes | 332 | 35.47% |
| Number Over Votes | 0 | .0% |
| | | |
| REP. APPEALS COURT JUSTICE DIST. 1 P2 | | |
| SCOTT BRISTER | 321 | 34.29% |
| RICHARD HALL | 332 | 35.47% |
| | | |
| Total Votes Cast | 936 | |
| Number Under Votes | 283 | 30.23% |
| Number Over Votes | 0 | .0% |
| | | |
| REP. APPEALS COURT JUSTICE DIST. 1 P3 | | |
| ADELE HEDGES | 578 | 61.75% |
| | | |
| Total Votes Cast | 936 | |
| Number Under Votes | 358 | 38.24% |
| Number Over Votes | 0 | .0% |
| | | |
| REP. APPEALS COURT JUSTICE DIST. 1 P4 | | |
| KEN CANNATA | 192 | 20.51% |
| LLOYD W. OLIVER | 189 | 20.19% |
| TERRY JENNINGS | 255 | 27.24% |
| | | |
| Total Votes Cast | 936 | |
| Number Under Votes | 300 | 32.05% |
| Number Over Votes | 0 | .0% |
| | | |
| REP. APPEALS COURT JUSTICE DIST. 1 P5 | | |
| TIM TAFT | 593 | 63.35% |
| | | |
| Total Votes Cast | 936 | |
| Number Under Votes | 343 | 36.64% |
| Number Over Votes | 0 | .0% |
| | | |
| REP. APPEALS COURT JUSTICE DIST. 14 P1 | | |
| MAURICE AMIDEI | 80 | 8.54% |
| CHARLES WESLEY SEYMORE | 286 | 30.55% |
| JIM BARR | 277 | 29.59% |
| | | |
| Total Votes Cast | 936 | |
| Number Under Votes | 293 | 31.30% |
| Number Over Votes | 0 | .0% |
| | | |
| REP. APPEALS COURT JUSTICE DIST. 14 P2 | | |
| JOHN S. ANDERSON | 607 | 64.85% |
| | | |
| Total Votes Cast | 936 | |
| Number Under Votes | 329 | 35.14% |
| Number Over Votes | 0 | .0% |

REP. APPEALS COURT JUSTICE DIST. 14 P3
HARVEY HUDSON 631 67.41%

.....
Total Votes Cast 936
Number Under Votes 305 32.58%
Number Over Votes 0 . 0%

REP. APPEALS COURT JUSTICE DIST. 14 P4
WANDA FOWLER 628 67.09%

.....
Total Votes Cast 936
Number Under Votes 308 32.90%
Number Over Votes 0 . 0%

REP. APPEALS COURT JUSTICE DIST. 14 P5
RICHARD EDELMAN 616 65.81%

.....
Total Votes Cast 936
Number Under Votes 320 34.18%
Number Over Votes 0 . 0%

REP. APPEALS COURT JUSTICE D14 P6 UNEXP.
KEM THOMPSON FROST 608 64.95%

.....
Total Votes Cast 936
Number Under Votes 328 35.04%
Number Over Votes 0 . 0%

REP. 2ND 25TH JUDICIAL DISTRICT JUDGE
FRANK FOLLIS 176 18.80%
BRIAN KINGSTON 485 51.81%

.....
Total Votes Cast 936
Number Under Votes 275 29.38%
Number Over Votes 0 . 0%

REP. 25TH JUDICIAL DISTRICT JUDGE
DWIGHT E. PESCHEL 672 71.79%

.....
Total Votes Cast 936
Number Under Votes 264 28.20%
Number Over Votes 0 . 0%

REP. SHERIFF
KEITH RIEHS 607 64.85%

.....
Total Votes Cast 936
Number Under Votes 329 35.14%
Number Over Votes 0 . 0%

REP. COUNTY TAX ASSESSOR-COLLECTOR
LARRY LIGHTFOOT 605 64.63%

.....
Total Votes Cast 936
Number Under Votes 331 35.36%
Number Over Votes 0 . 0%

REP. COUNTY COMMISSIONER PCT. 1
DOUG WESSELS

168 76.71%

FVOL 07 PAGE 97

.....
Total Votes Cast 219
Number Under Votes 51 23.28%
Number Over Votes 0 . 0%

REP. COUNTY COMMISSIONER PCT. 3
TOMMY HAHN

331 84.65%

.....
Total Votes Cast 391
Number Under Votes 60 15.34%
Number Over Votes 0 . 0%

REP. COUNTY CHAIRMAN
JEAN HALFMANN ELLIS

636 67.94%
3 .32%

.....
Total Votes Cast 936
Number Under Votes 297 31.73%
Number Over Votes 0 . 0%

REP. PRECINCT CHAIRMAN PCT. 5
No Declared Candidates

0 . 0%
2 40.00%

.....
Total Votes Cast 5
Number Under Votes 3 60.00%
Number Over Votes 0 . 0%

REP. PROPOSITION NO. 1

YES 818 87.39%
NO 36 3.84%

.....
Total Votes Cast 936
Number Under Votes 82 8.76%
Number Over Votes 0 . 0%

COLORADO COUNTY, TEXAS
 DEMOCRATIC PRIMARY MARCH 14, 2000

DEM. PRESIDENTIAL NOMINEE

| | | | | |
|-------------------------|----|------|--------|------|
| AL GORE | 24 | 1380 | 54.18% | 1404 |
| BILL BRADLEY | 3 | 457 | 17.94% | 460 |
| LYNDON H. LaROUCHE, JR. | 4 | 92 | 3.61% | 96 |
| | | | | |
| Total Votes Cast | | 2547 | | 2578 |
| Number Under Votes | | 617 | 24.22% | |
| Number Over Votes | | 1 | . 3% | |

DEM. U.S. SENATOR

| | | | | |
|--------------------|----|------|--------|------|
| DON CLARK | 11 | 545 | 21.39% | 560 |
| CHARLES GANDY | 11 | 148 | 5.81% | 159 |
| H. GERALD BINTLIFF | | 63 | 2.47% | |
| GENE KELLY | 8 | 674 | 26.46% | 682 |
| BOBBY WIGHTMAN | 3 | 166 | 6.51% | 169 |
| | | | | |
| Total Votes Cast | | 2547 | | 2580 |
| Number Under Votes | | 950 | 37.29% | |
| Number Over Votes | | 1 | . 3% | |

DEM. U.S. REPRESENTATIVE DIST. 14

| | | | | |
|--------------------|----|------|--------|------|
| LOY SNEARY | 27 | 1772 | 69.57% | 1799 |
| | | | | |
| Total Votes Cast | | 2547 | | 2574 |
| Number Under Votes | | 775 | 30.42% | |
| Number Over Votes | | 0 | . 0% | |

DEM. CRIMINAL APPEALS COURT JUDGE

| | | | | |
|--------------------|----|------|--------|------|
| BILL VANCE | 26 | 1637 | 64.27% | 1663 |
| | | | | |
| Total Votes Cast | | 2547 | | 2573 |
| Number Under Votes | | 910 | 35.72% | |
| Number Over Votes | | 0 | . 0% | |

DEM. CRIMINAL APPEALS COURT JUDGE P2

| | | | | |
|--------------------|----|------|--------|------|
| WILLIAM R. BARR | 26 | 1613 | 63.32% | 1639 |
| | | | | |
| Total Votes Cast | | 2547 | | 2573 |
| Number Under Votes | | 934 | 36.67% | |
| Number Over Votes | | 0 | . 0% | |

DEM. STATE BOARD OF EDUCATION DIST. 10

| | | | | |
|--------------------|----|------|--------|------|
| DONNA HOWARD | 25 | 1639 | 64.35% | 1664 |
| | | | | |
| Total Votes Cast | | 2547 | | 2572 |
| Number Under Votes | | 908 | 35.64% | |
| Number Over Votes | | 0 | . 0% | |

DEM. STATE REPRESENTATIVE DIST. 28

| | | | | |
|------------------|----|------|--------|------|
| ROBBY COOK | 34 | 2256 | 88.57% | 2290 |
| TROY DAHMAN | 2 | 140 | 5.49% | 142 |
| | | | | |
| Total Votes Cast | | 2547 | | 2432 |

Number Under Votes 151 5.92%
Number Over Votes 0 .0% 2583

DEM. APPEALS COURT JUSTICE DIST. 1 P2
MARY C. THOMPSON 27 1656 65.01% 1683

.....
Total Votes Cast 2547
Number Under Votes 891 34.98%
Number Over Votes 0 .0% 2574

DEM. APPEALS COURT JUSTICE DIST. 1 P4
ERIC ANDELL 27 1631 64.03% 1658

.....
Total Votes Cast 2547
Number Under Votes 916 35.96% 2574
Number Over Votes 0 .0%

DEM. 2ND 25TH JUDICIAL DISTRICT JUDGE
GUS J. STRAUSS 31 1982 77.81% 2013

.....
Total Votes Cast 2547
Number Under Votes 565 22.18% 2578
Number Over Votes 0 .0%

DEM. COUNTY ATTORNEY
JOHN JULIAN MOORE 9 643 25.24% 652
KEN SPARKS 30 1859 72.98% 1889

.....
Total Votes Cast 2547
Number Under Votes 44 1.72%
Number Over Votes 1 .3% 2586

DEM. SHERIFF
R.H. "CURLY" WIED 31 2058 80.80% 2089

.....
Total Votes Cast 2547
Number Under Votes 489 19.19%
Number Over Votes 0 .0% 2578

DEM. COUNTY TAX ASSESSOR-COLLECTOR
MARY JANE POENITZSCH 36 2165 85.00% 2201

.....
Total Votes Cast 2547
Number Under Votes 382 14.99%
Number Over Votes 0 .0% 2583

DEM. COUNTY COMMISSIONER PCT. 1
JOHN TURNER 411 64.21%

.....
Total Votes Cast 640
Number Under Votes 229 35.78%
Number Over Votes 0 .0%

DEM. CONSTABLE PCT. 1
LAWRENCE A. BERGER 502 78.43%

.....
Total Votes Cast 640
Number Under Votes 138 21.56%

Number Over Votes 0 . 0%

DEM. CONSTABLE PCT. 2
 LONNIE L. HINZE 528 59.59%
 R.C. MATHIS 310 34.98%

.....

Total Votes Cast 886
 Number Under Votes 48 5.41%
 Number Over Votes 0 . 0%

DEM. CONSTABLE PCT. 3
 IVAN V. MENKE 35 533 84.20% 568

.....

Total Votes Cast 633
 Number Under Votes 100 15.79% 668
 Number Over Votes 0 . 0%

DEM. CONSTABLE PCT. 4
 WILFRED LUEDECKE 298 76.80%

.....

Total Votes Cast 388
 Number Under Votes 90 23.19%
 Number Over Votes 0 . 0%

DEM. COUNTY CHAIRMAN
 JAMES "JIM" KEARNEY 30 1948 76.48% 1978

.....

Total Votes Cast 2547
 Number Under Votes 569 22.34% 2577
 Number Over Votes 0 . 0%

DEM. PRECINCT CHAIRMAN PCT. 2
 No Declared Candidates 0 . 0%

.....

Total Votes Cast 86
 Number Under Votes 82 95.34%
 Number Over Votes 4 4.65%

DEM. PRECINCT CHAIRMAN PCT. 3
 No Declared Candidates 0 . 0%

.....

Total Votes Cast 24
 Number Under Votes 20 83.33%
 Number Over Votes 4 16.66%

DEM. PRECINCT CHAIRMAN PCT. 4
 No Declared Candidates 0 . 0%

.....

Total Votes Cast 93
 Number Under Votes 90 96.77%
 Number Over Votes 3 3.22%

DEM. PRECINCT CHAIRMAN PCT. 5
 No Declared Candidates 0 . 0%

| | | |
|--------------------------------|-----|---------|
| | 1 | 1.69% |
| | | |
| Total Votes Cast | 59 | |
| Number Under Votes | 58 | 98.30% |
| Number Over Votes | 0 | . 0% |
| | | |
| DEM. PRECINCT CHAIRMAN PCT. 6 | | |
| No Declared Candidates | 0 | . 0% |
| ----- | 3 | 6.52% |
| | | |
| Total Votes Cast | 46 | |
| Number Under Votes | 43 | 93.47% |
| Number Over Votes | 0 | . 0% |
| | | |
| DEM. PRECINCT CHAIRMAN PCT. 9 | | |
| No Declared Candidates | 0 | . 0% |
| ----- | 1 | 2.43% |
| | | |
| Total Votes Cast | 41 | |
| Number Under Votes | 40 | 97.56% |
| Number Over Votes | 0 | . 0% |
| | | |
| DEM. PRECINCT CHAIRMAN PCT. 10 | | |
| No Declared Candidates | 0 | . 0% |
| ----- | 3 | 2.40% |
| | | |
| Total Votes Cast | 125 | |
| Number Under Votes | 122 | 97.60% |
| Number Over Votes | 0 | . 0% |
| | | |
| DEM. PRECINCT CHAIRMAN PCT. 12 | | |
| No Declared Candidates | 0 | . 0% |
| ----- | 0 | . 0% |
| | | |
| Total Votes Cast | 7 | |
| Number Under Votes | 7 | 100.00% |
| Number Over Votes | 0 | . 0% |
| | | |
| DEM. PRECINCT CHAIRMAN PCT. 14 | | |
| No Declared Candidates | 0 | . 0% |
| ----- | 22 | 40.00% |
| | | |
| Total Votes Cast | 55 | |
| Number Under Votes | 33 | 60.00% |
| Number Over Votes | 0 | . 0% |
| | | |
| DEM. PRECINCT CHAIRMAN PCT. 16 | | |
| No Declared Candidates | 0 | . 0% |
| ----- | 0 | . 0% |
| | | |
| Total Votes Cast | 45 | |
| Number Under Votes | 45 | 100.00% |
| Number Over Votes | 0 | . 0% |
| | | |
| DEM. PRECINCT CHAIRMAN PCT. 17 | | |
| No Declared Candidates | 0 | . 0% |
| ----- | 19 | 5.21% |
| | | |
| Total Votes Cast | 364 | |

| | | |
|--------------------|-----|--------|
| Number Under Votes | 345 | 94.78% |
| Number Over Votes | 0 | . 0% |

VOL 07 PAGE 102

| | | |
|--------------------------------|-----|--------|
| DEM. PRECINCT CHAIRMAN PCT. 18 | | |
| No Declared Candidates | 0 | . 0% |
| ----- | 10 | 4.54% |
| | | |
| Total Votes Cast | 220 | |
| Number Under Votes | 210 | 95.45% |
| Number Over Votes | 0 | . 0% |


TOTAL BALLOTS CAST ~~3483~~ + 36 = 3519.00

TOTAL TYPE 1 BALLOTS 936
TOTAL TYPE 2 BALLOTS 2547 2583

COLORADO COUNTY, TEXAS
DEMOCRATIC PRIMARY MARCH 14, 2000

The red figures denote the number votes received from Precinct No. 13. This Precinct ran out of Ballots and (36) were Xeroxed, which changed the total number votes received in the Democratic Primary by 36.

Only changed number votes received. Did not change percentages or over votes/under vote.


DARLENE HAYEK, COUNTY CLERK

| | TOTAL | REP | DEM |
|-----------------|-------|-----|-----|
| 001 PRECINCT 1 | 411 | 111 | 300 |
| 002 PRECINCT 2 | 83 | 9 | 74 |
| 003 PRECINCT 3 | 20 | 0 | 20 |
| 004 PRECINCT 4 | 124 | 32 | 92 |
| 005 PRECINCT 5 | 61 | 5 | 56 |
| 006 PRECINCT 6 | 71 | 29 | 42 |
| 007 PRECINCT 7 | 126 | 32 | 94 |
| 008 PRECINCT 8 | 44 | 12 | 32 |
| 009 PRECINCT 9 | 743 | 117 | 626 |
| 010 PRECINCT 10 | 179 | 68 | 111 |
| 011 PRECINCT 11 | 41 | 7 | 34 |
| 012 PRECINCT 12 | 14 | 8 | 6 |
| 013 PRECINCT 13 | 157 | 81 | 76 |
| 014 PRECINCT 14 | 75 | 24 | 51 |
| 015 PRECINCT 15 | 95 | 29 | 66 |
| 016 PRECINCT 16 | 66 | 26 | 40 |
| 017 PRECINCT 17 | 454 | 115 | 339 |
| 018 PRECINCT 18 | 272 | 89 | 183 |
| 001 ABSENTEE 1 | 72 | 16 | 56 |
| 002 ABSENTEE 2 | 22 | 10 | 12 |
| 003 ABSENTEE 3 | 6 | 2 | 4 |
| 004 ABSENTEE 4 | 2 | 1 | 1 |
| 005 ABSENTEE 5 | 3 | 0 | 3 |
| 006 ABSENTEE 6 | 10 | 6 | 4 |
| 007 ABSENTEE 7 | 38 | 11 | 27 |
| 008 ABSENTEE 8 | 14 | 5 | 9 |
| 009 ABSENTEE 9 | 124 | 26 | 98 |
| 010 ABSENTEE 10 | 31 | 17 | 14 |
| 011 ABSENTEE 11 | 2 | 0 | 2 |

| | | | |
|------------------------|------|-----|------|
| 012 ABSENTEE 12 | 3 | 2 | 1 |
| 013 ABSENTEE 13 | 13 | 10 | 3 |
| 014 ABSENTEE 14 | 11 | 7 | 4 |
| 015 ABSENTEE 15 | 5 | 5 | 0 |
| 016 ABSENTEE 16 | 7 | 2 | 5 |
| 017 ABSENTEE 17 | 31 | 6 | 25 |
| 018 ABSENTEE 18 | 53 | 16 | 37 |
| TOTAL OF ALL PRECINCTS | 3483 | 936 | 2547 |

Return of REPUBLICAN PRIMARY Election, Held in Colorado County, Texas

On the 14th day of MARCH

192000

REPUBLICAN PRIMARY

Office

Name of Candidate

Location and Number of Election Precinct

County Chair Mark Anderson
Rebecca Anderson

| | |
|----|-------------|
| 1 | Columbus |
| 2 | Glidden |
| 3 | Altair |
| 4 | Garwood |
| 5 | Nada |
| 6 | Rock Island |
| 7 | Sheridan |
| 8 | Oakland |
| 9 | Weimar |
| 10 | Buescher |
| 11 | Shaws Bend |
| 12 | Brushy |
| 13 | Frelsburg |
| 14 | Mentz |

| | |
|----|----------------|
| 15 | Bernardo |
| 16 | Alleyton |
| 17 | Eagle Lake |
| 18 | North Columbus |

M -

1 2

Total No. of Votes Cast

REMARKS

I, Jean Ellis, the County Chair of the Republican Party of Colorado County, Texas served as canvassing agent to canvass the Republican Primary Election of March 14, 2000.

I certify the figures on the preceding pages correspond with the figures on the returns.

WITNESS MY HAND THIS 17th DAY OF MARCH, 2000.

Jean Ellis
Jean Ellis
Republican County Chair

AGE 07 106


Democratic Primary

| No. | Office | Name Of Candidates | Location/No. Election Pct. | | | | | | | | | | | | | | | | | | | | | | | | | | | | | Total No. of Voters Cast | Maj. Vote | Remarks | | | | | |
|-----|--------------|--------------------------|-------------------------------|---|---|---|---|---|---|---|---|---|----|----|----|----|----|----|----|----|----|----|----|----|----|----|----|----|----|----|----|-----------------------------------|--------------|---------|----|----|----|----|--|
| | | | | 1 | 2 | 3 | 4 | 5 | 6 | 7 | 8 | 9 | 10 | 11 | 12 | 13 | 14 | 15 | 16 | 17 | 18 | 19 | 20 | 21 | 22 | 23 | 24 | 25 | 26 | 27 | 28 | | | | 29 | 30 | 31 | 32 | |
| | County Chair | John Moore | | | | | | | | | | | | | | | | | | | | | | | | | | | | | | | | | | | 1 | | |
| | County Chair | Roger Olier | | | | | | | | | | | | | | | | | | | | | | | | | | | | | | | | | | 4 | | | |
| | County Chair | Jared Ruffa | | | | | | | | | | | | | | | | | | | | | | | | | | | | | | | | | | 1 | | | |
| | County Chair | Robert Brown | | | | | | | | | | | | | | | | | | | | | | | | | | | | | | | | | | 3 | | | |
| | County Chair | Willie Mae Williams | | | | | | | | | | | | | | | | | | | | | | | | | | | | | | | | | | 3 | | | |
| | County Chair | Jack Vauters | | | | | | | | | | | | | | | | | | | | | | | | | | | | | | | | | | 1 | | | |
| | County Chair | Baugh Dupre | | | | | | | | | | | | | | | | | | | | | | | | | | | | | | | | | | 1 | | | |
| | County Chair | Bill Vance | | | | | | | | | | | | | | | | | | | | | | | | | | | | | | | | | | 1 | | | |
| | County Chair | George Hobrial | | | | | | | | | | | | | | | | | | | | | | | | | | | | | | | | | | 1 | | | |
| | County Chair | Julius Bartels | | | | | | | | | | | | | | | | | | | | | | | | | | | | | | | | | | 1 | | | |
| | County Chair | Sandra Robinson | | | | | | | | | | | | | | | | | | | | | | | | | | | | | | | | | | 1 | | | |
| | County Chair | Leroy Slominski | | | | | | | | | | | | | | | | | | | | | | | | | | | | | | | | | | 1 | | | |
| | County Chair | Frank Stutz | | | | | | | | | | | | | | | | | | | | | | | | | | | | | | | | | | 1 | | | |
| | County Chair | A.C. Bubak | | | | | | | | | | | | | | | | | | | | | | | | | | | | | | | | | | 1 | | | |
| | County Chair | Bonnie Rogers | | | | | | | | | | | | | | | | | | | | | | | | | | | | | | | | | | 1 | | | |
| | County Chair | David Johnson | | | | | | | | | | | | | | | | | | | | | | | | | | | | | | | | | | 1 | | | |
| | County Chair | David Schultz | | | | | | | | | | | | | | | | | | | | | | | | | | | | | | | | | | 1 | | | |


I, JAMES KEARNEY, COUNTY CHAIRMAN OF THE DEMOCRATIC PARTY OF COLORADO COUNTY, TEXAS SERVED AS CANVASSING AGENT TO CANVASS THE DEMOCRATIC PRIMARY ELECTION HELD ON MARCH 14, 2000.

I CERTIFY THE FIGURES ON THE PRECEDING PAGES CORRESPOND WITH THE FIGURES ON THE RETURNS.

WITNESS MY HAND THIS 17TH DAY OF MARCH 2000.



JAMES KEARNEY
DEMOCRATIC COUNTY CHAIRMAN

Recorded the 17th day of March, A. D. 2000 at 4:00 P.M.
DARLENE HAYEK, COUNTY CLERK
BY:  Deputy.
Shirley Woodruff

COLORADO COUNTY, TEXAS
 REPUBLICAN RUNOFF APRIL 11, 2000

REP. CRIMINAL APPEALS COURT PRES. JUDGE
 SHARON KELLER 87 53.70%
 TOM PRICE 56 34.56%

 Total Votes Cast 162
 Number Under Votes 19 11.72%
 Number Over Votes 0 .0%

REP. CRIMINAL APPEALS COURT JUDGE P1
 GUY WILLIAMS 53 32.71%
 CHARLES HOLCOMB 85 52.46%

 Total Votes Cast 162
 Number Under Votes 24 14.81%
 Number Over Votes 0 .0%

REP. CRIMINAL APPEALS COURT JUDGE P2
 JIM WALLACE 62 38.27%
 BARBARA PARKER HERVEY 77 47.53%

 Total Votes Cast 162
 Number Under Votes 23 14.19%
 Number Over Votes 0 .0%

REP. STATE BOARD OF EDUCATION DIST. 10
 BOB SCHOOL FIELD 54 33.33%
 CYNTHIA A. THORNTON 107 66.04%

 Total Votes Cast 162
 Number Under Votes 1 .61%
 Number Over Votes 0 .0%

REP. APPEALS COURT JUSTICE DIST. 1 P4
 KEN CANNATA 84 51.85%
 TERRY JENNINGS 58 35.80%

 Total Votes Cast 162
 Number Under Votes 20 12.34%
 Number Over Votes 0 .0%

REP. APPEALS COURT JUSTICE DIST. 14 P1
 CHARLES WESLEY SEYMORE 118 72.83%
 JIM BARR 34 20.98%

 Total Votes Cast 162
 Number Under Votes 10 6.17%
 Number Over Votes 0 .0%

COLORADO COUNTY, TEXAS
DEMOCRATIC RUNOFF APRIL 11, 2000

07 PAGE 110

DEM. U.S. SENATOR
CHARLES GANDY 60 39.21%
GENE KELLY 93 60.78%

.....
Total Votes Cast 153
Number Under Votes 0 . 0%
Number Over Votes 0 . 0%

TOTAL BALLOTS CAST 315

TOTAL TYPE 1 BALLOTS 162
TOTAL TYPE 2 BALLOTS 153

| | TOTAL | REP | DEM |
|-----------------|-------|-----|-----|
| 001 PRECINCT 1 | 26 | 15 | 11 |
| 002 PRECINCT 2 | 7 | 4 | 3 |
| 003 PRECINCT 3 | 10 | 1 | 9 |
| 004 PRECINCT 4 | 27 | 17 | 10 |
| 005 PRECINCT 5 | 11 | 3 | 8 |
| 006 PRECINCT 6 | 22 | 15 | 7 |
| 007 PRECINCT 7 | 22 | 9 | 13 |
| 008 PRECINCT 8 | 0 | 0 | 0 |
| 009 PRECINCT 9 | 24 | 11 | 13 |
| 010 PRECINCT 10 | 9 | 9 | 0 |
| 011 PRECINCT 11 | 9 | 0 | 9 |
| 012 PRECINCT 12 | 9 | 2 | 7 |
| 013 PRECINCT 13 | 19 | 14 | 5 |
| 014 PRECINCT 14 | 11 | 6 | 5 |
| 015 PRECINCT 15 | 17 | 8 | 9 |
| 016 PRECINCT 16 | 9 | 5 | 4 |
| 017 PRECINCT 17 | 56 | 28 | 28 |
| 018 PRECINCT 18 | 14 | 5 | 9 |
| 001 ABSENTEE 1 | 1 | 1 | 0 |
| 002 ABSENTEE 2 | 1 | 0 | 1 |
| 003 ABSENTEE 3 | 0 | 0 | 0 |
| 004 ABSENTEE 4 | 0 | 0 | 0 |
| 005 ABSENTEE 5 | 0 | 0 | 0 |
| 006 ABSENTEE 6 | 0 | 0 | 0 |
| 007 ABSENTEE 7 | 0 | 0 | 0 |
| 008 ABSENTEE 8 | 0 | 0 | 0 |
| 009 ABSENTEE 9 | 2 | 1 | 1 |
| 010 ABSENTEE 10 | 1 | 1 | 0 |
| 011 ABSENTEE 11 | 0 | 0 | 0 |

| | | | |
|------------------------|-----|-----|-----|
| 012 ABSENTEE 12 | 0 | 0 | 0 |
| 013 ABSENTEE 13 | 2 | 2 | 0 |
| 014 ABSENTEE 14 | 0 | 0 | 0 |
| 015 ABSENTEE 15 | 0 | 0 | 0 |
| 016 ABSENTEE 16 | 0 | 0 | 0 |
| 017 ABSENTEE 17 | 0 | 0 | 0 |
| 018 ABSENTEE 18 | 6 | 5 | 1 |
| TOTAL OF ALL PRECINCTS | 315 | 162 | 153 |

07 PAGE 112

I, JEAN ELLIS, COUNTY CHAIR FOR THE REPUBLICAN PARTY OF COLORADO COUNTY, TEXAS SERVED AS CANVASSING AGENT TO CANVASS THE REPUBLICIAN PRIMARY RUNOFF ELECTION HELD ON APRIL 11, 2000.

I CERTIFY THE FIGURES ON THE PRECEDING PAGES CORRESPOND WITH THE FIGURES OF THE ELECTION RETURNS.

WITNESS MY HAND THIS 14TH DAY OF APRIL, 2000.



JEAN ELLIS
REPUBLICAN COUNTY CHAIR

I, JAMES KEARNEY, COUNTY CHAIRMAN OF THE DEMOCRATIC PARTY OF COLORADO COUNTY, TEXAS SERVED AS CANVASSING AGENT TO CANVASS THE DEMOCRATIC PRIMARY RUNOFF ELECTION HELD ON APRIL 11, 2000.

I CERTIFY THE FIGURES ON THE PRECEDING PAGES CORRESPOND WITH THE FIGURES ON THE RETURNS.

WITNESS MY HAND THIS 14TH DAY OF APRIL, 2000.



JAMES KEARNEY
DEMOCRATIC COUNTY CHAIRMAN

Recorded the 14th day of April, A.D., 2000 at 10:30 o'clock a.m.

DARLENE HAYEK, COUNTY CLERK

By  Deputy
Shirley Woodruff

RAILROAD COMMISSIONER UNEXP.

| | | |
|------------------------|------|--------|
| MICHAEL L. WILLIAMS -R | 4392 | 59.89% |
| ANTHONY GARCIA -I | 658 | 8.97% |
| CHARLES L. MAUCH -G | 289 | 3.94% |

| | | |
|--------------------|------|--------|
| Total Votes Cast | 7333 | |
| Number Under Votes | 1993 | 27.17% |
| Number Over Votes | 1 | . 1% |

SUPREME COURT JUSTICE P1

| | | |
|--------------------|------|--------|
| NATHAN HECHT -R | 4304 | 58.69% |
| MIKE JACOBELLIS -L | 489 | 6.66% |
| BEN G. LEVY -G | 437 | 5.95% |

| | | |
|--------------------|------|--------|
| Total Votes Cast | 7333 | |
| Number Under Votes | 2102 | 28.66% |
| Number Over Votes | 1 | . 1% |

SUPREME COURT JUSTICE P2

| | | |
|-------------------------|------|--------|
| PRISCILLA OWEN -R | 4548 | 62.02% |
| JOE ALFRED IZEN, JR. -L | 644 | 8.78% |

| | | |
|--------------------|------|--------|
| Total Votes Cast | 7333 | |
| Number Under Votes | 2141 | 29.19% |
| Number Over Votes | 0 | . 0% |

SUPREME COURT JUSTICE P3

| | | |
|----------------|------|--------|
| AL GONZALES -R | 4252 | 57.98% |
| LANCE SMITH -L | 935 | 12.75% |

| | | |
|--------------------|------|--------|
| Total Votes Cast | 7333 | |
| Number Under Votes | 2146 | 29.26% |
| Number Over Votes | 0 | . 0% |

CRIMINAL APPEALS COURT PRESIDING JUDGE

| | | |
|------------------|------|--------|
| SHARON KELLER -R | 3594 | 49.01% |
| BILL VANCE -D | 2714 | 37.01% |

| | | |
|--------------------|------|--------|
| Total Votes Cast | 7333 | |
| Number Under Votes | 1024 | 13.96% |
| Number Over Votes | 1 | . 1% |

CRIMINAL APPEALS COURT JUDGE P1

| | | |
|----------------------|------|--------|
| CHARLES HOLCOMB -R | 4507 | 61.46% |
| RIFE SCOTT KIMLER -L | 644 | 8.78% |

| | | |
|--------------------|------|--------|
| Total Votes Cast | 7333 | |
| Number Under Votes | 2181 | 29.74% |
| Number Over Votes | 1 | . 1% |

CRIMINAL APPEALS COURT JUDGE P2

| | | |
|--------------------------|------|--------|
| BARBARA PARKER HERVEY -R | 3594 | 49.01% |
| WILLIAM R. BARR -D | 2686 | 36.62% |

| | | |
|--------------------|------|--------|
| Total Votes Cast | 7333 | |
| Number Under Votes | 1053 | 14.35% |
| Number Over Votes | 0 | . 0% |

STATE BOARD OF EDUCATION DIST. 10

| | | |
|------------------------|------|--------|
| CYNTHIA A. THORNTON -R | 3643 | 49.67% |
| DONNA HOWARD -D | 2640 | 36.00% |
| NANCY C. NEALE -I | 150 | 2.04% |

| | | |
|--------------------|------|--------|
| Total Votes Cast | 7333 | |
| Number Under Votes | 900 | 12.27% |
| Number Over Votes | 0 | . 0% |

APPEALS COURT JUSTICE DIST. 14 P4

WANDA FOWLER -R 4489 61.21%

.....
 Total Votes Cast 7333
 Number Under Votes 2844 38.78%
 Number Over Votes 0 . 0%

APPEALS COURT JUSTICE DIST. 14 P5

RICHARD EDELMAN -R 4465 60.88%

.....
 Total Votes Cast 7333
 Number Under Votes 2868 39.11%
 Number Over Votes 0 . 0%

APPEALS COURT JUSTICE DIST. 14 P6 UNEXP.

KEM THOMPSON FROST -R 4415 60.20%

.....
 Total Votes Cast 7333
 Number Under Votes 2918 39.79%
 Number Over Votes 0 . 0%

2ND 25TH JUDICIAL DISTRICT JUDGE

BRIAN KINGSTON -R 2161 29.46%

GUS J. STRAUSS -D 4823 65.77%

.....
 Total Votes Cast 7333
 Number Under Votes 348 4.74%
 Number Over Votes 1 . 1%

25TH JUDICIAL DISTRICT JUDGE

DWIGHT E. PESCHEL -R 4878 66.52%

.....
 Total Votes Cast 7333
 Number Under Votes 2455 33.47%
 Number Over Votes 0 . 0%

COUNTY ATTORNEY

KEN SPARKS -D 5445 74.25%

.....
 Total Votes Cast 7333
 Number Under Votes 1888 25.74%
 Number Over Votes 0 . 0%

SHERIFF

KEITH BIEHS -R 2741 31.92%

R.H. "CURLY" WIED -D 4848 66.11%

.....
 Total Votes Cast 7333
 Number Under Votes 144 1.96%
 Number Over Votes 0 . 0%

COUNTY TAX ASSESSOR-COLLECTOR

LARRY LIGHTFOOT -R 1514 20.64%

MARY JANE POENITZSCH -D 5602 76.39%

.....
 Total Votes Cast 7333
 Number Under Votes 216 2.94%
 Number Over Votes 1 . 1%

SUPREME COURT JUSTICE P1

| | | |
|--------------------|-----|--------|
| NATHAN HECHT -R | 880 | 62.76% |
| MIKE JACOBELLIS -L | 87 | 6.20% |
| BEN G. LEVY -G | 74 | 5.27% |

.....

| | | |
|--------------------|------|--------|
| Total Votes Cast | 1402 | |
| Number Under Votes | 361 | 25.74% |
| Number Over Votes | 0 | . 0% |

SUPREME COURT JUSTICE P2

| | | |
|-------------------------|-----|--------|
| PRISCILLA OWEN -R | 927 | 66.11% |
| JOE ALFRED IZEN, JR. -L | 110 | 7.84% |

.....

| | | |
|--------------------|------|--------|
| Total Votes Cast | 1402 | |
| Number Under Votes | 365 | 26.03% |
| Number Over Votes | 0 | . 0% |

SUPREME COURT JUSTICE P3

| | | |
|----------------|-----|--------|
| AL GONZALES -R | 872 | 62.19% |
| LANCE SMITH -L | 155 | 11.05% |

.....

| | | |
|--------------------|------|--------|
| Total Votes Cast | 1402 | |
| Number Under Votes | 375 | 26.74% |
| Number Over Votes | 0 | . 0% |

CRIMINAL APPEALS COURT PRESIDING JUDGE

| | | |
|------------------|-----|--------|
| SHARON KELLER -R | 787 | 56.13% |
| BILL VANCE -D | 462 | 32.95% |

.....

| | | |
|--------------------|------|--------|
| Total Votes Cast | 1402 | |
| Number Under Votes | 153 | 10.91% |
| Number Over Votes | 0 | . 0% |

CRIMINAL APPEALS COURT JUDGE P1

| | | |
|----------------------|-----|--------|
| CHARLES HOLCOMB -R | 905 | 64.55% |
| RIFE SCOTT KIMLER -L | 121 | 8.63% |

.....

| | | |
|--------------------|------|--------|
| Total Votes Cast | 1402 | |
| Number Under Votes | 376 | 26.81% |
| Number Over Votes | 0 | . 0% |

CRIMINAL APPEALS COURT JUDGE P2

| | | |
|--------------------------|-----|--------|
| BARBARA PARKER HERVEY -R | 789 | 56.27% |
| WILLIAM R. BARR -D | 447 | 31.88% |

.....

| | | |
|--------------------|------|--------|
| Total Votes Cast | 1402 | |
| Number Under Votes | 166 | 11.84% |
| Number Over Votes | 0 | . 0% |

STATE BOARD OF EDUCATION DIST. 10

| | | |
|------------------------|-----|--------|
| CYNTHIA A. THORNTON -R | 784 | 55.92% |
| DONNA HOWARD -D | 452 | 32.23% |
| NANCY C. NEALE -L | 28 | 1.99% |

.....

| | | |
|--------------------|------|-------|
| Total Votes Cast | 1402 | |
| Number Under Votes | 138 | 9.84% |
| Number Over Votes | 0 | . 0% |

STATE REPRESENTATIVE DIST. 28

| | | |
|--------------------|-----|--------|
| PHIL STEPHENSON -R | 512 | 36.51% |
| ROBBY COOK -D | 861 | 61.41% |

.....

| | | |
|--------------------|------|-------|
| Total Votes Cast | 1402 | |
| Number Under Votes | 29 | 2.06% |
| Number Over Votes | 0 | . 0% |

APPEALS COURT JUSTICE DIST. 1 P1
 M.B. "MURRY" COHEN -R 885 63.12%

.....

Total Votes Cast 1402
 Number Under Votes 517 36.87%
 Number Over Votes 0 . 0%

APPEALS COURT JUSTICE DIST. 1 P2
 SCOTT BRISTER -R 766 54.63%
 MARY C. THOMPSON -D 462 32.95%

.....

Total Votes Cast 1402
 Number Under Votes 174 12.41%
 Number Over Votes 0 . 0%

APPEALS COURT JUSTICE DIST. 1 P3
 ADELE HEDGES -R 891 63.55%

.....

Total Votes Cast 1402
 Number Under Votes 511 36.44%
 Number Over Votes 0 . 0%

APPEALS COURT JUSTICE DIST. 1 P4
 TERRY JENNINGS -R 746 53.20%
 ERIC ANDELL -D 487 34.73%

.....

Total Votes Cast 1402
 Number Under Votes 169 12.05%
 Number Over Votes 0 . 0%

APPEALS COURT JUSTICE DIST. 1 P5
 TIM TAFT -R 892 63.62%

.....

Total Votes Cast 1402
 Number Under Votes 510 36.37%
 Number Over Votes 0 . 0%

APPEALS COURT JUSTICE DIST. 14 P1
 CHARLES WESLEY SEYMORE -R 894 63.76%

.....

Total Votes Cast 1402
 Number Under Votes 508 36.23%
 Number Over Votes 0 . 0%

APPEALS COURT JUSTICE DIST. 14 P2
 JOHN S. ANDERSON -R 897 63.98%

.....

Total Votes Cast 1402
 Number Under Votes 505 36.01%
 Number Over Votes 0 . 0%

APPEALS COURT JUSTICE DIST. 14 P3
 HARVEY HUDSON -R 909 64.83%

.....

Total Votes Cast 1402
 Number Under Votes 493 35.16%
 Number Over Votes 0 . 0%

APPEALS COURT JUSTICE DIST. 14 P4
 WANDA FOWLER -R 906 64.62%

.....

Total Votes Cast 1402
 Number Under Votes 496 35.37%
 Number Over Votes 0 . 0%

COUNTY COMMISSIONER PCT. 3

TOMMY HAHN -R 390 79.91%

.....
 Total Votes Cast 488
 Number Under Votes 98 20.08%
 Number Over Votes 0 . 0%

JUSTICE OF PEACE PCT. 4 UNEXP.

STEVE TAYLOR -R 41 24.40%
 LARRY R. DULANY -D 117 69.64%

.....
 Total Votes Cast 168
 Number Under Votes 10 5.95%
 Number Over Votes 0 . 0%

CONSTABLE PCT. 1

LAWRENCE BERGER -D 265 63.24%

.....
 Total Votes Cast 419
 Number Under Votes 154 36.75%
 Number Over Votes 0 . 0%

CONSTABLE PCT. 2

LONNIE L. HINZE -D 202 61.77%

.....
 Total Votes Cast 327
 Number Under Votes 125 38.22%
 Number Over Votes 0 . 0%

CONSTABLE PCT. 3

IVAN V. MENKE -D 297 60.86%

.....
 Total Votes Cast 488
 Number Under Votes 191 39.13%
 Number Over Votes 0 . 0%

CONSTABLE PCT. 4

WILFRED LUEDECKE -D 103 51.30%

.....
 Total Votes Cast 168
 Number Under Votes 65 38.69%
 Number Over Votes 0 . 0%

TOTAL BALLOTS CAST 1402

TOTAL TYPE 1 BALLOTS 1402

| PRECINCT | 0 | 0 |
|------------------------|------|------|
| 001 ABSENTEE 1 | 269 | 269 |
| 002 ABSENTEE 2 | 62 | 62 |
| 003 ABSENTEE 3 | 16 | 16 |
| 004 ABSENTEE 4 | 36 | 36 |
| 005 ABSENTEE 5 | 17 | 17 |
| 006 ABSENTEE 6 | 35 | 35 |
| 007 ABSENTEE 7 | 45 | 45 |
| 008 ABSENTEE 8 | 30 | 30 |
| 009 ABSENTEE 9 | 252 | 252 |
| 010 ABSENTEE 10 | 89 | 89 |
| 011 ABSENTEE 11 | 20 | 20 |
| 012 ABSENTEE 12 | 16 | 16 |
| 013 ABSENTEE 13 | 60 | 60 |
| 014 ABSENTEE 14 | 29 | 29 |
| 015 ABSENTEE 15 | 32 | 32 |
| 016 ABSENTEE 16 | 43 | 43 |
| 017 ABSENTEE 17 | 152 | 152 |
| 018 ABSENTEE 18 | 199 | 199 |
| TOTAL OF ALL PRECINCTS | 1402 | 1402 |

VOL 07 PAGE 125

CANVASS OF GENERAL ELECTION

I, A. G. JAMISON, COUNTY JUDGE, OF COLORADO COUNTY, TEXAS, MET WITH THE COMMISSIONERS' COURT SITTING AS THE CANVASSING BOARD TO CANVASS THE GENERAL ELECTION OF NOVEMBER 7, 2000, ON NOVEMBER 14, 2000 AT COLUMBUS TEXAS.

I CERTIFY THAT ON THIS DATE, NOVEMBER 14, 2000, THE FIGURES OF THE AIS TABULATIONS CORRESPOND WITH THE FIGURES ON THE RETURNS.

A. G. Jamison A. G. JAMISON, COLORADO COUNTY JUDGE